

Ergebnis

ADAC Mini Bike Cup

2011

V2 Faßberg

am

14.-15.05.2011

Nachwuchsklasse



ADAC Mini Bike Cup

NAKC Fassberg

Nach bester Rundenzeit sortiert

Nachwuchs

Faßberg 0,880 Km

Freies Training

14.05.2011 08:36

Training (20:00 Zeit) started at 8:39:09



Pos.	St.Nr.	Name	Klasse	Runden	Beste Zeit.	Diff.	In Runde
1	58	Ryan v.d.Lagemaat	Nach	23	48.702		20
2	29	Maurice Ullrich	Nach	14	48.859	0.157	11
3	21	Arnaud Friedrich	Nach	23	49.111	0.409	23
4	53	Martin Gbelec	Nach	23	49.147	0.445	17
5	50	Filip Salac	Nach	23	49.423	0.721	21
6	24	Kevin Orgis	Nach	21	49.432	0.730	21
7	11	Dennis Norick Stelzer	Nach	22	49.700	0.998	21
8	17	Lukas Tulovic	Nach	23	49.874	1.172	21
9	101			22	50.033	1.331	20
10	33	Sebastian Krog	Nach	22	50.243	1.541	17
11	36	Philipp Freitag	Nach	22	50.562	1.860	22
12	35	Alexander Knaf	Nach	4	55.642	6.940	3

Zeitnahmekommissar & Auswertung

Orbits

Rennleiter

www.mylane.com



NAKC Fassberg

Nachwuchs

Faßberg 0,880 Km

Freies Training

14.05.2011 08:36

Training (20:00 Zeit) started at 8:39:09

Lap	Lap Tm	Diff	Time of Day
(58) Ryan v.d.Lagemaat			
1	1:26.663	+37.961	8:41:26.371
2	55.817	+7.115	8:42:22.188
3	53.626	+4.924	8:43:15.814
4	52.176	+3.474	8:44:07.990
5	51.592	+2.890	8:44:59.582
6	50.421	+1.719	8:45:50.003
7	50.350	+1.648	8:46:40.353
8	49.876	+1.174	8:47:30.229
9	49.674	+0.972	8:48:19.903
10	49.952	+1.250	8:49:09.855
11	49.886	+1.184	8:49:59.741
12	50.127	+1.425	8:50:49.868
13	49.821	+1.119	8:51:39.689
14	49.949	+1.247	8:52:29.638
15	50.049	+1.347	8:53:19.687
16	49.317	+0.615	8:54:09.004
17	49.191	+0.489	8:54:58.195
18	49.315	+0.613	8:55:47.510
19	49.859	+1.157	8:56:37.369
20	48.702		8:57:26.071
21	49.203	+0.501	8:58:15.274
22	48.980	+0.278	8:59:04.254
23	49.079	+0.377	8:59:53.333

Lap	Lap Tm	Diff	Time of Day
(29) Maurice Ullrich			
1	2:10.768	+1:21.909	8:42:12.008
2	51.822	+2.963	8:43:03.830
3	52.245	+3.386	8:43:56.075
4	52.254	+3.395	8:44:48.329
5	50.993	+2.134	8:45:39.322
6	50.430	+1.571	8:46:29.752
7	49.330	+0.471	8:47:19.082
8	49.540	+0.681	8:48:08.622
9	50.366	+1.507	8:48:58.988
10	50.169	+1.310	8:49:49.157
11	48.859		8:50:38.016
12	49.690	+0.831	8:51:27.706
13	51.826	+2.967	8:52:19.532
14	1:45.048	+56.189	8:54:04.580

Lap	Lap Tm	Diff	Time of Day
(21) Arnaud Friedrich			
1	1:00.433	+11.322	8:41:03.945
2	57.289	+8.178	8:42:01.234
3	55.146	+6.035	8:42:56.380
4	54.059	+4.948	8:43:50.439
5	52.696	+3.585	8:44:43.135
6	51.542	+2.431	8:45:34.677
7	51.533	+2.422	8:46:26.210
8	51.450	+2.339	8:47:17.660
9	50.588	+1.477	8:48:08.248
10	50.441	+1.330	8:48:58.689
11	50.954	+1.843	8:49:49.643
12	49.852	+0.741	8:50:39.495
13	50.902	+1.791	8:51:30.397
14	50.159	+1.048	8:52:20.556
15	49.847	+0.736	8:53:10.403
16	49.697	+0.586	8:54:00.100
17	49.443	+0.332	8:54:49.543
18	49.704	+0.593	8:55:39.247
19	50.927	+1.816	8:56:30.174
20	49.482	+0.371	8:57:19.656
21	49.158	+0.047	8:58:08.814
22	49.513	+0.402	8:58:58.327
23	49.111		8:59:47.438

Lap	Lap Tm	Diff	Time of Day
(53) Martin Gbelec			
1	1:01.161	+12.014	8:41:07.509
2	58.058	+8.911	8:42:05.567
3	55.988	+6.841	8:43:01.555
4	54.141	+4.994	8:43:55.696
5	52.221	+3.074	8:44:47.917
6	50.937	+1.790	8:45:38.854
7	51.264	+2.117	8:46:30.118
8	50.533	+1.386	8:47:20.651
9	49.708	+0.561	8:48:10.359
10	49.716	+0.569	8:49:00.075
11	49.750	+0.603	8:49:49.825
12	49.722	+0.575	8:50:39.547
13	49.623	+0.476	8:51:29.170
14	49.246	+0.099	8:52:18.416
15	50.054	+0.907	8:53:08.470
16	49.573	+0.426	8:53:58.043
17	49.147		8:54:47.190
18	50.230	+1.083	8:55:37.420
19	50.128	+0.981	8:56:27.548
20	50.008	+0.861	8:57:17.556
21	49.996	+0.849	8:58:07.552
22	51.918	+2.771	8:58:59.470
23	49.154	+0.007	8:59:48.624

Lap	Lap Tm	Diff	Time of Day
(50) Filip Salac			
1	1:01.490	+12.067	8:41:08.429
2	57.733	+8.310	8:42:06.162
3	55.977	+6.554	8:43:02.139
4	54.292	+4.869	8:43:56.431
5	52.780	+3.357	8:44:49.211
6	51.089	+1.666	8:45:40.300
7	51.312	+1.889	8:46:31.612
8	50.551	+1.128	8:47:22.163
9	50.108	+0.685	8:48:12.271
10	49.822	+0.399	8:49:02.093
11	49.856	+0.433	8:49:51.949
12	49.595	+0.172	8:50:41.544
13	49.854	+0.431	8:51:31.398
14	49.746	+0.323	8:52:21.144
15	49.559	+0.136	8:53:10.703
16	49.736	+0.313	8:54:00.439
17	49.460	+0.037	8:54:49.899
18	49.651	+0.228	8:55:39.550
19	51.502	+2.079	8:56:31.052
20	50.643	+1.220	8:57:21.695
21	49.423		8:58:11.118
22	49.667	+0.244	8:59:00.785
23	49.623	+0.200	8:59:50.408

Lap	Lap Tm	Diff	Time of Day
(24) Kevin Orgis			
1	58.173	+8.741	8:40:59.786
2	55.377	+5.945	8:41:55.163
3	54.536	+5.104	8:42:49.699
4	52.840	+3.408	8:43:42.539
5	51.361	+1.929	8:44:33.900
6	52.528	+3.096	8:45:26.428
7	1:25.309	+35.877	8:46:51.737
8	50.240	+0.808	8:47:41.977
9	50.227	+0.795	8:48:32.204
10	49.788	+0.356	8:49:21.992
11	50.045	+0.613	8:50:12.037
12	1:41.517	+52.085	8:51:53.554
13	51.398	+1.966	8:52:44.952
14	49.516	+0.084	8:53:34.468

Lap	Lap Tm	Diff	Time of Day
15	49.787	+0.355	8:54:24.255
16	51.387	+1.955	8:55:15.642
17	50.433	+1.001	8:56:06.075
18	50.137	+0.705	8:56:56.212
19	49.825	+0.393	8:57:46.037
20	49.955	+0.523	8:58:35.992
21	49.432		8:59:25.424

Lap	Lap Tm	Diff	Time of Day
(11) Dennis Norick Stelzer			
1	59.476	+9.776	8:41:01.071
2	55.254	+5.554	8:41:56.325
3	54.074	+4.374	8:42:50.399
4	53.838	+4.138	8:43:44.237
5	51.964	+2.264	8:44:36.201
6	51.180	+1.480	8:45:27.381
7	52.151	+2.451	8:46:19.532
8	51.461	+1.761	8:47:10.993
9	51.032	+1.332	8:48:02.025
10	51.038	+1.338	8:48:53.063
11	51.250	+1.550	8:49:44.313
12	59.199	+9.499	8:50:43.512
13	51.040	+1.340	8:51:34.552
14	50.354	+0.654	8:52:24.906
15	50.520	+0.820	8:53:15.426
16	50.316	+0.616	8:54:05.742
17	50.643	+0.943	8:54:56.385
18	50.192	+0.492	8:55:46.577
19	51.040	+1.340	8:56:37.617
20	50.640	+0.940	8:57:28.257
21	49.700		8:58:17.957
22	49.818	+0.118	8:59:07.775

Lap	Lap Tm	Diff	Time of Day
(17) Lukas Tulovic			
1	53.317	+3.443	8:40:51.307
2	52.261	+2.387	8:41:43.568
3	51.662	+1.788	8:42:35.230
4	51.126	+1.252	8:43:26.356
5	51.174	+1.300	8:44:17.530
6	50.610	+0.736	8:45:08.140
7	50.606	+0.732	8:45:58.746
8	50.364	+0.490	8:46:49.110
9	50.413	+0.539	8:47:39.523
10	50.482	+0.608	8:48:30.005
11	50.155	+0.281	8:49:20.160
12	50.260	+0.386	8:50:10.420
13	50.199	+0.325	8:51:00.619
14	51.203	+1.329	8:51:51.822
15	50.011	+0.137	8:52:41.833
16	50.239	+0.365	8:53:32.072
17	50.034	+0.160	8:54:22.106
18	56.315	+6.441	8:55:18.421
19	1:19.167	+29.293	8:56:37.588
20	50.020	+0.146	8:57:27.608
21	49.874		8:58:17.482
22	50.052	+0.178	8:59:07.534
23	51.713	+1.839	8:59:59.247

Lap	Lap Tm	Diff	Time of Day
(101)			
1	1:01.326	+11.293	8:41:08.641
2	57.278	+7.245	8:42:05.919
3	56.087	+6.054	8:43:02.006
4	55.271	+5.238	8:43:57.277
5	53.531	+3.498	8:44:50.808
6	54.862	+4.829	8:45:45.670
7	52.640	+2.607	8:46:38.310
8	54.170	+4.137	8:47:32.480

Zeitnahmekommissar & Auswertung

Orbits

Rennleiter



NAKC Fassberg


Nachwuchs

Faßberg 0,880 Km

Freies Training

14.05.2011 08:36

Training (20:00 Zeit) started at 8:39:09



Lap	Lap Tm	Diff	Time of Day
9	51.462	+1.429	8:48:23.942
10	51.603	+1.570	8:49:15.545
11	51.148	+1.115	8:50:06.693
12	50.722	+0.689	8:50:57.415
13	50.900	+0.867	8:51:48.315
14	50.288	+0.255	8:52:38.603
15	50.403	+0.370	8:53:29.006
16	50.224	+0.191	8:54:19.230
17	51.062	+1.029	8:55:10.292
18	50.986	+0.953	8:56:01.278
19	51.170	+1.137	8:56:52.448
20	50.033		8:57:42.481
21	50.660	+0.627	8:58:33.141
22	50.119	+0.086	8:59:23.260

Lap	Lap Tm	Diff	Time of Day
3	55.642		8:42:52.778
4	1:29.729	+34.087	8:44:22.507

Lap	Lap Tm	Diff	Time of Day
-----	--------	------	-------------

(33) Sebastian Krog

1	58.593	+8.350	8:41:01.574
2	55.778	+5.535	8:41:57.352
3	53.910	+3.667	8:42:51.262
4	52.580	+2.337	8:43:43.842
5	51.539	+1.296	8:44:35.381
6	51.512	+1.269	8:45:26.893
7	52.533	+2.290	8:46:19.426
8	51.297	+1.054	8:47:10.723
9	53.050	+2.807	8:48:03.773
10	1:24.280	+34.037	8:49:28.053
11	51.166	+0.923	8:50:19.219
12	51.608	+1.365	8:51:10.827
13	50.625	+0.382	8:52:01.452
14	50.641	+0.398	8:52:52.093
15	50.495	+0.252	8:53:42.588
16	50.403	+0.160	8:54:32.991
17	50.243		8:55:23.234
18	50.603	+0.360	8:56:13.837
19	50.509	+0.266	8:57:04.346
20	50.328	+0.085	8:57:54.674
21	50.406	+0.163	8:58:45.080
22	50.448	+0.205	8:59:35.528

(36) Philipp Freitag

1	1:03.012	+12.450	8:41:11.674
2	1:00.268	+9.706	8:42:11.942
3	56.962	+6.400	8:43:08.904
4	56.387	+5.825	8:44:05.291
5	54.770	+4.208	8:45:00.061
6	53.106	+2.544	8:45:53.167
7	52.835	+2.273	8:46:46.002
8	52.308	+1.746	8:47:38.310
9	51.960	+1.398	8:48:30.270
10	51.054	+0.492	8:49:21.324
11	51.076	+0.514	8:50:12.400
12	1:02.581	+12.019	8:51:14.981
13	55.183	+4.621	8:52:10.164
14	52.535	+1.973	8:53:02.699
15	52.072	+1.510	8:53:54.771
16	52.218	+1.656	8:54:46.989
17	51.513	+0.951	8:55:38.502
18	52.142	+1.580	8:56:30.644
19	51.529	+0.967	8:57:22.173
20	51.047	+0.485	8:58:13.220
21	50.677	+0.115	8:59:03.897
22	50.562		8:59:54.459

(35) Alexander Knaf

1	59.693	+4.051	8:41:01.051
2	56.085	+0.443	8:41:57.136

Zeitnahmekommissar & Auswertung

Orbits

Rennleiter

www.mylane.com





ADAC Mini Bike Cup

NAKC Fassberg

Nach bester Rundenzeit sortiert

Nachwuchs

Faßberg 0,880 Km

1. Zeittraining

14.05.2011 11:55

Qualifikation (20:00 Zeit) started at 11:58:12

Pos.	St.Nr.	Name	Klasse	Runden	Beste Zeit.	Diff.	In Runde
1	58	Ryan v.d.Lagemaat	Nach	24	47.509		20
2	53	Martin Gbelec	Nach	22	47.892	0.383	22
3	21	Arnaud Friedrich	Nach	22	48.442	0.933	21
4	24	Kevin Orgis	Nach	22	48.533	1.024	14
5	17	Lukas Tulovic	Nach	24	48.558	1.049	18
6	50	Filip Salac	Nach	23	48.667	1.158	14
7	29	Maurice Ullrich	Nach	18	48.798	1.289	14
8	33	Sebastian Krog	Nach	23	49.154	1.645	13
9	11	Dennis Norick Stelzer	Nach	23	49.198	1.689	23
10	101	Victor Steeman	Nach	23	49.352	1.843	13
11	36	Philipp Freitag	Nach	23	49.509	2.000	19
12	35	Alexander Knaf	Nach	13	49.763	2.254	10

Zeitnahmekommissar & Auswertung

Orbits

Rennleiter

www.mylane.com



NAKC Fassberg

Nachwuchs

Faßberg 0,880 Km

1. Zeittraining

14.05.2011 11:55

Qualifikation (20:00 Zeit) started at 11:58:12

Lap	Lap Tm	Diff	Time of Day	Lap	Lap Tm	Diff	Time of Day	Lap	Lap Tm	Diff	Time of Day								
(58) Ryan v.d.Lagemaat																			
1	50.759	+3.250	11:59:44.349	15	49.100	+0.658	12:12:38.203	7	49.259	+0.592	12:05:09.863								
2	49.443	+1.934	12:00:33.792	16	49.766	+1.324	12:13:27.969	8	49.148	+0.481	12:05:59.011								
3	48.974	+1.465	12:01:22.766	17	50.030	+1.588	12:14:17.999	9	49.383	+0.716	12:06:48.394								
4	48.718	+1.209	12:02:11.484	18	1:10.364	+21.922	12:15:28.363	10	49.478	+0.811	12:07:37.872								
5	48.370	+0.861	12:02:59.854	19	49.037	+0.595	12:16:17.400	11	48.940	+0.273	12:08:26.812								
6	48.516	+1.007	12:03:48.370	20	48.640	+0.198	12:17:06.040	12	50.802	+2.135	12:09:17.614								
7	48.716	+1.207	12:04:37.086	21	48.442		12:17:54.482	13	48.928	+0.261	12:10:06.542								
8	48.146	+0.637	12:05:25.232	22	48.496	+0.054	12:18:42.978	14	48.667		12:10:55.209								
9	48.535	+1.026	12:06:13.767	(24) Kevin Orgis															
10	48.324	+0.815	12:07:02.091	1	51.235	+2.702	11:59:47.559	15	49.126	+0.459	12:11:44.335								
11	48.620	+1.111	12:07:50.711	2	49.465	+0.932	12:00:37.024	16	48.985	+0.318	12:12:33.320								
12	48.149	+0.640	12:08:38.860	3	49.468	+0.935	12:01:26.492	17	49.834	+1.167	12:13:23.154								
13	47.900	+0.391	12:09:26.760	4	49.442	+0.909	12:02:15.934	18	49.006	+0.339	12:14:12.160								
14	47.861	+0.352	12:10:14.621	5	48.926	+0.393	12:03:04.860	19	48.804	+0.137	12:15:00.964								
15	47.865	+0.356	12:11:02.486	6	49.006	+0.473	12:03:53.866	20	48.936	+0.269	12:15:49.900								
16	48.254	+0.745	12:11:50.740	7	49.244	+0.711	12:04:43.110	21	49.462	+0.795	12:16:39.362								
17	48.161	+0.652	12:12:38.901	8	49.786	+1.253	12:05:32.896	22	48.734	+0.067	12:17:28.096								
18	47.898	+0.389	12:13:26.799	9	49.860	+1.327	12:06:22.756	23	49.018	+0.351	12:18:17.114								
19	48.207	+0.698	12:14:15.006	10	48.541	+0.008	12:07:11.297	(29) Maurice Ullrich											
20	47.509		12:15:02.515	11	49.002	+0.469	12:08:00.299	1	51.079	+2.281	11:59:46.474								
21	48.106	+0.597	12:15:50.621	12	48.999	+0.466	12:08:49.298	2	50.186	+1.388	12:00:36.660								
22	47.893	+0.384	12:16:38.514	13	49.255	+0.722	12:09:38.553	3	49.624	+0.826	12:01:26.284								
23	48.506	+0.997	12:17:27.020	14	48.533		12:10:27.086	4	49.398	+0.600	12:02:15.682								
24	47.868	+0.359	12:18:14.888	15	49.707	+1.174	12:11:16.793	5	50.257	+1.459	12:03:05.939								
(53) Martin Gbelec																			
1	52.778	+4.886	11:59:51.067	16	50.364	+1.831	12:12:07.157	6	49.576	+0.778	12:03:55.515								
2	49.632	+1.740	12:00:40.699	17	1:25.743	+37.210	12:13:32.900	7	49.602	+0.804	12:04:45.117								
3	49.796	+1.904	12:01:30.495	18	49.479	+0.946	12:14:22.379	8	50.480	+1.682	12:05:35.597								
4	48.774	+0.882	12:02:19.269	19	49.858	+1.325	12:15:12.237	9	49.248	+0.450	12:06:24.845								
5	48.291	+0.399	12:03:07.560	20	49.735	+1.202	12:16:01.972	10	49.101	+0.303	12:07:13.946								
6	48.260	+0.368	12:03:55.820	21	55.973	+7.440	12:16:57.945	11	48.965	+0.167	12:08:02.911								
7	47.975	+0.083	12:04:43.795	22	1:25.666	+37.133	12:18:23.611	12	49.247	+0.449	12:08:52.158								
8	49.271	+1.379	12:05:33.066	(17) Lukas Tulovic															
9	49.166	+1.274	12:06:22.232	1	51.564	+3.006	11:59:45.606	13	48.949	+0.151	12:09:41.107								
10	48.273	+0.381	12:07:10.505	2	50.601	+2.043	12:00:36.207	14	48.798		12:10:29.905								
11	47.903	+0.011	12:07:58.408	3	49.272	+0.714	12:01:25.479	15	49.270	+0.472	12:11:19.175								
12	48.164	+0.272	12:08:46.572	4	49.145	+0.587	12:02:14.624	16	49.131	+0.333	12:12:08.306								
13	49.462	+1.570	12:09:36.034	5	49.352	+0.794	12:03:03.976	17	49.194	+0.396	12:12:57.500								
14	49.182	+1.290	12:10:25.216	6	49.186	+0.628	12:03:53.162	18	50.085	+1.287	12:13:47.585								
15	2:15.321	+1:27.429	12:12:40.537	7	49.371	+0.813	12:04:42.533	(33) Sebastian Krog											
16	48.378	+0.486	12:13:28.915	8	53.368	+4.810	12:05:35.901	1	52.825	+3.671	11:59:49.019								
17	48.430	+0.538	12:14:17.345	9	49.444	+0.886	12:06:25.345	2	51.042	+1.888	12:00:40.061								
18	49.368	+1.476	12:15:06.713	10	49.205	+0.647	12:07:14.550	3	50.424	+1.270	12:01:30.485								
19	48.475	+0.583	12:15:55.188	11	49.047	+0.489	12:08:03.597	4	50.636	+1.482	12:02:21.121								
20	48.255	+0.363	12:16:43.443	12	49.451	+0.893	12:08:53.048	5	1:01.939	+12.785	12:03:23.060								
21	48.281	+0.389	12:17:31.724	13	49.325	+0.767	12:09:42.373	6	50.060	+0.906	12:04:13.120								
22	47.892		12:18:19.616	14	49.007	+0.449	12:10:31.380	7	49.768	+0.614	12:05:02.888								
(21) Arnaud Friedrich																			
1	51.726	+3.284	12:00:18.119	15	49.057	+0.499	12:11:20.437	8	49.774	+0.620	12:05:52.662								
2	49.860	+1.418	12:01:07.979	16	49.169	+0.611	12:12:09.606	9	49.395	+0.241	12:06:42.057								
3	49.323	+0.881	12:01:57.302	17	48.839	+0.281	12:12:58.445	10	49.390	+0.236	12:07:31.447								
4	48.802	+0.360	12:02:46.104	18	48.558		12:13:47.003	11	49.410	+0.256	12:08:20.857								
5	48.847	+0.405	12:03:34.951	19	48.926	+0.368	12:14:35.929	12	49.321	+0.167	12:09:10.178								
6	1:36.672	+48.230	12:05:11.623	20	50.424	+1.866	12:15:26.353	13	49.154		12:09:59.332								
7	50.455	+2.013	12:06:02.078	21	49.204	+0.646	12:16:15.557	14	49.450	+0.296	12:10:48.782								
8	50.379	+1.937	12:06:52.457	22	49.379	+0.821	12:17:04.936	15	49.339	+0.185	12:11:38.121								
9	50.205	+1.763	12:07:42.662	23	48.694	+0.136	12:17:53.630	16	49.949	+0.795	12:12:28.070								
10	49.609	+1.167	12:08:32.271	24	48.748	+0.190	12:18:42.378	17	1:05.664	+16.510	12:13:33.734								
11	49.391	+0.949	12:09:21.662	(50) Filip Salac															
12	48.867	+0.425	12:10:10.529	1	56.008	+7.341	11:59:56.597	18	49.663	+0.509	12:14:23.397								
13	49.170	+0.728	12:10:59.699	2	50.634	+1.967	12:00:47.231	19	49.422	+0.268	12:15:12.819								
14	49.404	+0.962	12:11:49.103	3	52.592	+3.925	12:01:39.823	20	49.527	+0.373	12:16:02.346								
(11) Dennis Norick Stelzer																			
1	54.427	+5.229	11:59:54.604	4	49.707	+1.040	12:02:29.530	21	51.914	+2.760	12:16:54.260								
2	52.294	+3.096	12:00:46.898	5	51.109	+2.442	12:03:20.639	22	50.650	+1.496	12:17:44.910								
(11) Dennis Norick Stelzer																			
1	54.427	+5.229	11:59:54.604	6	59.965	+11.298	12:04:20.604	23	49.887	+0.733	12:18:34.797								
2	52.294	+3.096	12:00:46.898																

Zeitnahmekommissar & Auswertung

Orbits

Rennleiter

NAKC Fassberg


Nachwuchs

Faßberg 0,880 Km

1. Zeittraining

14.05.2011 11:55

Qualifikation (20:00 Zeit) started at 11:58:12



Lap	Lap Tm	Diff	Time of Day
3	51.700	+2.502	12:01:38.598
4	50.578	+1.380	12:02:29.176
5	50.486	+1.288	12:03:19.662
6	50.231	+1.033	12:04:09.893
7	50.468	+1.270	12:05:00.361
8	50.417	+1.219	12:05:50.778
9	49.848	+0.650	12:06:40.626
10	1:12.269	+23.071	12:07:52.895
11	50.073	+0.875	12:08:42.968
12	49.893	+0.695	12:09:32.861
13	50.038	+0.840	12:10:22.899
14	50.382	+1.184	12:11:13.281
15	50.674	+1.476	12:12:03.955
16	49.480	+0.282	12:12:53.435
17	49.495	+0.297	12:13:42.930
18	49.625	+0.427	12:14:32.555
19	49.515	+0.317	12:15:22.070
20	49.767	+0.569	12:16:11.837
21	49.437	+0.239	12:17:01.274
22	49.965	+0.767	12:17:51.239
23	49.198		12:18:40.437

(101) Victor Steeman

1	52.133	+2.781	11:59:48.913
2	51.668	+2.316	12:00:40.581
3	50.429	+1.077	12:01:31.010
4	50.353	+1.001	12:02:21.363
5	50.247	+0.895	12:03:11.610
6	50.188	+0.836	12:04:01.798
7	49.863	+0.511	12:04:51.661
8	49.847	+0.495	12:05:41.508
9	49.699	+0.347	12:06:31.207
10	49.408	+0.056	12:07:20.615
11	49.578	+0.226	12:08:10.193
12	1:07.666	+18.314	12:09:17.859
13	49.352		12:10:07.211
14	50.580	+1.228	12:10:57.791
15	49.601	+0.249	12:11:47.392
16	49.459	+0.107	12:12:36.851
17	49.711	+0.359	12:13:26.562
18	50.148	+0.796	12:14:16.710
19	49.571	+0.219	12:15:06.281
20	49.866	+0.514	12:15:56.147
21	50.281	+0.929	12:16:46.428
22	49.550	+0.198	12:17:35.978
23	49.445	+0.093	12:18:25.423

(36) Philipp Freitag

1	55.231	+5.722	11:59:53.187
2	52.386	+2.877	12:00:45.573
3	51.225	+1.716	12:01:36.798
4	50.977	+1.468	12:02:27.775
5	50.422	+0.913	12:03:18.197
6	50.196	+0.687	12:04:08.393
7	50.206	+0.697	12:04:58.599
8	49.954	+0.445	12:05:48.553
9	49.941	+0.432	12:06:38.494
10	49.771	+0.262	12:07:28.265
11	49.701	+0.192	12:08:17.966
12	49.828	+0.319	12:09:07.794
13	49.607	+0.098	12:09:57.401
14	50.181	+0.672	12:10:47.582
15	49.669	+0.160	12:11:37.251
16	51.002	+1.493	12:12:28.253
17	51.430	+1.921	12:13:19.683
18	49.819	+0.310	12:14:09.502

Lap	Lap Tm	Diff	Time of Day
19	49.509		12:14:59.011
20	49.552	+0.043	12:15:48.563
21	49.761	+0.252	12:16:38.324
22	49.961	+0.452	12:17:28.285
23	49.937	+0.428	12:18:18.222

(35) Alexander Knaf

1	55.362	+5.599	11:59:53.635
2	52.783	+3.020	12:00:46.418
3	58.468	+8.705	12:01:44.886
4	51.338	+1.575	12:02:36.224
5	51.087	+1.324	12:03:27.311
6	50.678	+0.915	12:04:17.989
7	1:14.334	+24.571	12:05:32.323
8	50.841	+1.078	12:06:23.164
9	49.808	+0.045	12:07:12.972
10	49.763		12:08:02.735
11	50.719	+0.956	12:08:53.454
12	50.559	+0.796	12:09:44.013
13	1:27.579	+37.816	12:11:11.592

Zeitnahmekommissar & Auswertung

Orbits

Rennleiter

www.mylane.com





ADAC Mini Bike Cup

NAKC Fassberg

Nach bester Rundenzeit sortiert

Nachwuchs

Faßberg 0,880 Km

2. Zeittraining

14.05.2011 15:46

Qualifikation (20:00 Zeit) started at 15:53:21

Pos.	St.Nr.	Name	Klasse	Runden	Beste Zeit.	Diff.	In Runde
1	50	Filip Salac	Nach	19	55.493		19
2	17	Lukas Tulovic	Nach	19	56.399	0.906	19
3	11	Dennis Norick Stelzer	Nach	19	56.674	1.181	19
4	101	Victor Steeman	Nach	18	57.577	2.084	18
5	29	Maurice Ullrich	Nach	17	57.711	2.218	15
6	24	Kevin Orgis	Nach	18	57.943	2.450	14
7	58	Ryan v.d.Lagemaat	Nach	17	58.387	2.894	17
8	21	Arnaud Friedrich	Nach	18	1:00.821	5.328	17
Nicht Klassifiziert (110% = 1:01.042)							
	35	Alexander Knaf	Nach	8	1:01.918	6.425	8
	36	Philipp Freitag	Nach	16	1:04.985	9.492	15
	53	Martin Gbelec	Nach				0

Zeitnahmekommissar & Auswertung


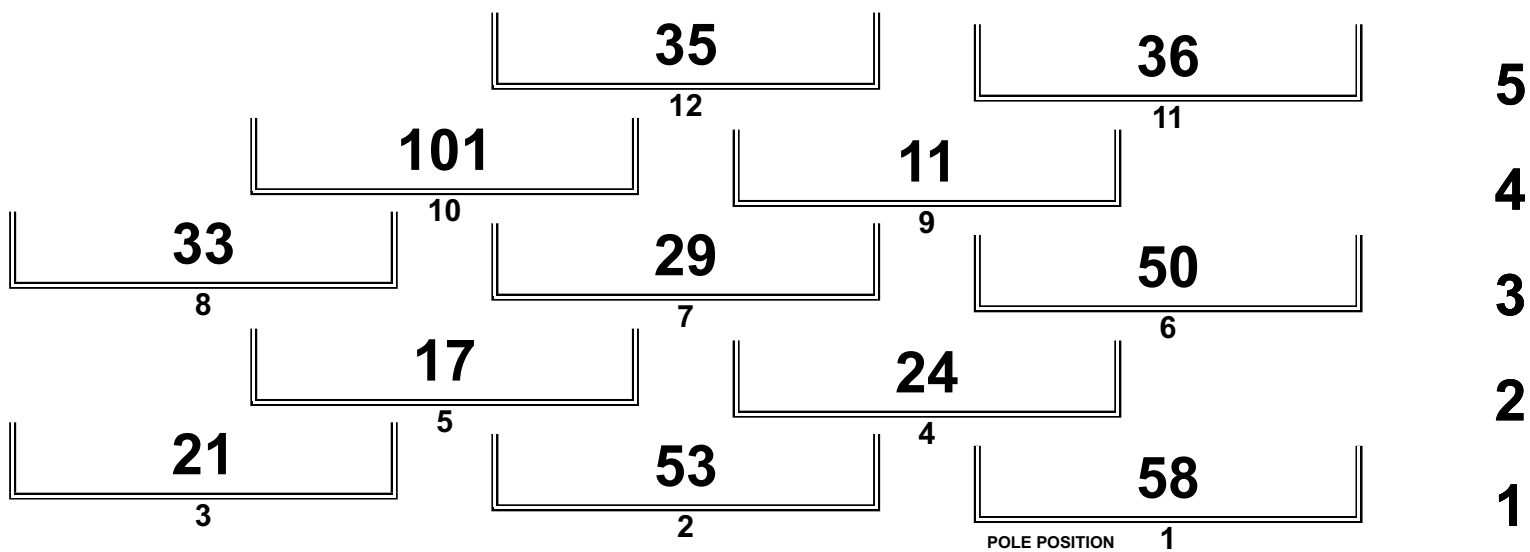
Orbits

Rennleiter



NAKC Fassberg

Nachwuchs	Faßberg 0,880 Km
Finale Rennen 3	14.05.2011 17:57
Rennen (18 Runden)	



Zeitnahmekommissar & Auswertung Orbits
 Rennleiter





ADAC Mini Bike Cup

NAKC Fassberg

Nach bester Rundenzeit sortiert

Nachwuchs

Faßberg 0,880 Km

Warm Up

15.05.2011 08:00

Training (10:00 Zeit) started at 8:03:14

Pos.	St.Nr.	Name	Klasse	Runden	Beste Zeit.	Diff.	In Runde
1	53	Martin Gbelec	Nach	9	49.795		9
2	58	Ryan v.d.Lagemaat	Nach	9	50.203	0.408	7
3	50	Filip Salac	Nach	9	50.756	0.961	5
4	101	Victor Steeman	Nach	9	50.766	0.971	9
5	17	Lukas Tulovic	Nach	9	51.173	1.378	9
6	24	Kevin Orgis	Nach	9	51.179	1.384	8
7	21	Arnaud Friedrich	Nach	9	51.446	1.651	9
8	11	Dennis Norick Stelzer	Nach	9	51.565	1.770	8
9	33	Sebastian Krog	Nach	9	51.925	2.130	8
10	36	Philipp Freitag	Nach	8	54.342	4.547	7

Zeitnahmekommissar & Auswertung

Orbits

Rennleiter



NAKC Fassberg

Nachwuchs

Faßberg 0,880 Km

Warm Up

15.05.2011 08:00

Training (10:00 Zeit) started at 8:03:14

Lap	Lap Tm	Diff	Time of Day
(53) Martin Gbelec			
1	59.457	+9.662	8:05:14.170
2	55.574	+5.779	8:06:09.744
3	53.955	+4.160	8:07:03.699
4	52.034	+2.239	8:07:55.733
5	50.740	+0.945	8:08:46.473
6	51.646	+1.851	8:09:38.119
7	52.132	+2.337	8:10:30.251
8	50.309	+0.514	8:11:20.560
9	49.795		8:12:10.355

Lap	Lap Tm	Diff	Time of Day
(58) Ryan v.d.Lagemaat			
1	1:00.654	+10.451	8:05:14.728
2	56.159	+5.956	8:06:10.887
3	54.337	+4.134	8:07:05.224
4	53.646	+3.443	8:07:58.870
5	52.164	+1.961	8:08:51.034
6	50.547	+0.344	8:09:41.581
7	50.203		8:10:31.784
8	50.314	+0.111	8:11:22.098
9	50.444	+0.241	8:12:12.542

Lap	Lap Tm	Diff	Time of Day
(50) Filip Salac			
1	58.797	+8.041	8:05:14.385
2	56.016	+5.260	8:06:10.401
3	53.779	+3.023	8:07:04.180
4	52.057	+1.301	8:07:56.237
5	50.756		8:08:46.993
6	51.550	+0.794	8:09:38.543
7	52.075	+1.319	8:10:30.618
8	51.275	+0.519	8:11:21.893
9	50.799	+0.043	8:12:12.692

Lap	Lap Tm	Diff	Time of Day
(101) Victor Steeman			
1	57.770	+7.004	8:05:19.157
2	55.755	+4.989	8:06:14.912
3	54.297	+3.531	8:07:09.209
4	53.612	+2.846	8:08:02.821
5	52.485	+1.719	8:08:55.306
6	52.907	+2.141	8:09:48.213
7	51.801	+1.035	8:10:40.014
8	51.337	+0.571	8:11:31.351
9	50.766		8:12:22.117

Lap	Lap Tm	Diff	Time of Day
(17) Lukas Tulovic			
1	56.587	+5.414	8:05:01.671
2	53.639	+2.466	8:05:55.310
3	57.113	+5.940	8:06:52.423
4	53.869	+2.696	8:07:46.292
5	54.850	+3.677	8:08:41.142
6	55.871	+4.698	8:09:37.013
7	52.660	+1.487	8:10:29.673
8	52.428	+1.255	8:11:22.101
9	51.173		8:12:13.274

Lap	Lap Tm	Diff	Time of Day
(24) Kevin Orgis			
1	57.091	+5.912	8:05:05.061
2	53.765	+2.586	8:05:58.826
3	53.966	+2.787	8:06:52.792
4	53.298	+2.119	8:07:46.090
5	51.982	+0.803	8:08:38.072
6	52.025	+0.846	8:09:30.097
7	51.448	+0.269	8:10:21.545
8	51.179		8:11:12.724
9	51.256	+0.077	8:12:03.980

Lap	Lap Tm	Diff	Time of Day
(21) Arnaud Friedrich			
1	56.770	+5.324	8:05:09.374
2	55.389	+3.943	8:06:04.763
3	54.020	+2.574	8:06:58.783
4	52.687	+1.241	8:07:51.470
5	51.715	+0.269	8:08:43.185
6	54.531	+3.085	8:09:37.716
7	53.860	+2.414	8:10:31.576
8	51.634	+0.188	8:11:23.210
9	51.446		8:12:14.656

Lap	Lap Tm	Diff	Time of Day
(11) Dennis Norick Stelzer			
1	57.086	+5.521	8:05:04.610
2	56.337	+4.772	8:06:00.947
3	55.008	+3.443	8:06:55.955
4	53.631	+2.066	8:07:49.586
5	52.837	+1.272	8:08:42.423
6	54.265	+2.700	8:09:36.688
7	51.903	+0.338	8:10:28.591
8	51.565		8:11:20.156
9	51.903	+0.338	8:12:12.059

Lap	Lap Tm	Diff	Time of Day
(33) Sebastian Krog			
1	58.397	+6.472	8:05:07.648
2	55.931	+4.006	8:06:03.579
3	54.162	+2.237	8:06:57.741
4	53.481	+1.556	8:07:51.222
5	52.460	+0.535	8:08:43.682
6	53.760	+1.835	8:09:37.442
7	52.055	+0.130	8:10:29.497
8	51.925		8:11:21.422
9	53.030	+1.105	8:12:14.452

Lap	Lap Tm	Diff	Time of Day
(36) Philipp Freitag			
1	1:01.825	+7.483	8:05:20.578
2	57.760	+3.418	8:06:18.338
3	56.870	+2.528	8:07:15.208
4	55.663	+1.321	8:08:10.871
5	55.706	+1.364	8:09:06.577
6	56.471	+2.129	8:10:03.048
7	54.342		8:10:57.390
8	54.440	+0.098	8:11:51.830

Zeitnahmekommissar & Auswertung

Orbits

Rennleiter





ADAC Mini Bike Cup

NAKC Fassberg

Nach Runden sortiert

Nachwuchs

Faßberg 0,880 Km

Finale Rennen 3

14.05.2011 17:57

Rennen (18 Runden) started at 18:04:48

Pos.	St.Nr.	Name	Ort	Nat.	tunden	Gesamtzeit	Fahrzeug	Team
1	58	Ryan v.d.Lagemaat	Culemborg	NE	18	14:40.182	NSF 100	-
2	29	Maurice Ullrich	Wörrstadt	GE	18	14:44.680	NSF 100	Team Rockenberg
3	53	Martin Gbelec	Kurim	CZ	18	14:49.591	NSF 100	MG Racing Team
4	17	Lukas Tulovic	Eberbach	GE	18	14:49.714	NSF 100	Levior RT Germany/ADAC Tea
5	50	Filip Salac	Vsejany	CZ	18	14:52.207	NSF 100	Salac racing s.r.o
6	24	Kevin Orgis	Arnsdorf	GE	18	15:06.716	NSF 100	ADAC Sachsen Leistungszentr
7	101	Victor Steeman	Lathum		18	15:10.931	NSF 100	
8	33	Sebastian Krog			18	15:11.612	NSF 100	
9	11	Dennis Norick Stelzer	Dohma	GE	18	15:13.202	NSF 100	ADAC Racing Team AMC Sari
10	36	Philipp Freitag	Buchholz	GE	18	15:13.366	NSF 100	ADAC Team Hansa e.V.
11	21	Arnaud Friedrich	Hohenstein-Ernstth	GE	18	15:24.243	NSF 100	-
12	35	Alexander Knaf	Bad Dürkheim	GE	18	15:31.073	NSF 100	ADAC Pfalz e.V.

Margin of Victory	Avg. Speed	Best Lap Tm	Best Spd	Best Lap by
4.498	64,787	48.168	65,770	17 - Lukas Tulovic

Zeitnahmekommissar & Auswertung

Orbits

Rennleiter



NAKC Fassberg

Nachwuchs

Faßberg 0,880 Km

Finale Rennen 3

14.05.2011 17:57

Rennen (18 Runden) started at 18:04:48

Lap	Lap Tm	Diff	Time of Day	Lap	Lap Tm	Diff	Time of Day	Lap	Lap Tm	Diff	Time of Day
(58) Ryan v.d.Lagemaat				5	50.097	+1.929	18:09:05.968	11	49.944	+0.671	18:14:10.619
1	52.277	+3.950	18:05:41.238	6	49.246	+1.078	18:09:55.214	12	50.123	+0.850	18:15:00.742
2	50.082	+1.755	18:06:31.320	7	49.114	+0.946	18:10:44.328	13	49.932	+0.659	18:15:50.674
3	49.251	+0.924	18:07:20.571	8	49.247	+1.079	18:11:33.575	14	50.063	+0.790	18:16:40.737
4	49.063	+0.736	18:08:09.634	9	48.862	+0.694	18:12:22.437	15	49.888	+0.615	18:17:30.625
5	48.768	+0.441	18:08:58.402	10	48.833	+0.665	18:13:11.270	16	49.273		18:18:19.898
6	48.424	+0.097	18:09:46.826	11	48.845	+0.677	18:14:00.115	17	49.865	+0.592	18:19:09.763
7	48.559	+0.232	18:10:35.385	12	48.702	+0.534	18:14:48.817	18	50.129	+0.856	18:19:59.892
8	48.554	+0.227	18:11:23.939	13	48.593	+0.425	18:15:37.410	(33) Sebastian Krog			
9	48.541	+0.214	18:12:12.480	14	48.351	+0.183	18:16:25.761	1	54.746	+5.248	18:05:45.839
10	48.647	+0.320	18:13:01.127	15	48.263	+0.095	18:17:14.024	2	53.635	+4.137	18:06:39.474
11	48.428	+0.101	18:13:49.555	16	48.182	+0.014	18:18:02.206	3	51.248	+1.750	18:07:30.722
12	48.436	+0.109	18:14:37.991	17	48.168		18:18:50.374	4	50.682	+1.184	18:08:21.404
13	48.345	+0.018	18:15:26.336	18	48.301	+0.133	18:19:38.675	5	50.543	+1.045	18:09:11.947
14	48.327		18:16:14.663	(50) Filip Salac				6	50.173	+0.675	18:10:02.120
15	48.459	+0.132	18:17:03.122	1	53.317	+4.793	18:05:44.542	7	49.872	+0.374	18:10:51.992
16	48.505	+0.178	18:17:51.627	2	51.664	+3.140	18:06:36.206	8	50.261	+0.763	18:11:42.253
17	48.615	+0.288	18:18:40.242	3	49.956	+1.432	18:07:26.162	9	49.934	+0.436	18:12:32.187
18	48.901	+0.574	18:19:29.143	4	49.883	+1.359	18:08:16.045	10	50.074	+0.576	18:13:22.261
(29) Maurice Ullrich				5	49.729	+1.205	18:09:05.774	11	50.103	+0.605	18:14:12.364
1	52.588	+4.190	18:05:43.806	6	49.054	+0.530	18:09:54.828	12	49.932	+0.434	18:15:02.296
2	50.399	+2.001	18:06:34.205	7	49.185	+0.661	18:10:44.013	13	49.876	+0.378	18:15:52.172
3	48.936	+0.538	18:07:23.141	8	48.754	+0.230	18:11:32.767	14	49.733	+0.235	18:16:41.905
4	48.757	+0.359	18:08:11.898	9	49.275	+0.751	18:12:22.042	15	49.702	+0.204	18:17:31.607
5	48.904	+0.506	18:09:00.802	10	49.058	+0.534	18:13:11.100	16	49.827	+0.329	18:18:21.434
6	48.499	+0.101	18:09:49.301	11	49.160	+0.636	18:14:00.260	17	49.641	+0.143	18:19:11.075
7	48.398		18:10:37.699	12	48.945	+0.421	18:14:49.205	18	49.498		18:20:00.573
8	48.689	+0.291	18:11:26.388	13	48.685	+0.161	18:15:37.890	(11) Dennis Norick Stelzer			
9	48.463	+0.065	18:12:14.851	14	48.667	+0.143	18:16:26.557	1	54.605	+4.927	18:05:46.168
10	48.769	+0.371	18:13:03.620	15	48.771	+0.247	18:17:15.328	2	53.581	+3.903	18:06:39.749
11	48.677	+0.279	18:13:52.297	16	48.524		18:18:03.852	3	51.242	+1.564	18:07:30.991
12	48.665	+0.267	18:14:40.962	17	48.644	+0.120	18:18:52.496	4	50.677	+0.999	18:08:21.668
13	48.453	+0.055	18:15:29.415	18	48.672	+0.148	18:19:41.168	5	50.570	+0.892	18:09:12.238
14	48.659	+0.261	18:16:18.074	(24) Kevin Orgis				6	50.307	+0.629	18:10:02.545
15	49.063	+0.665	18:17:07.137	1	54.874	+5.961	18:05:45.332	7	50.110	+0.432	18:10:52.655
16	48.740	+0.342	18:17:55.877	2	51.967	+3.054	18:06:37.299	8	49.860	+0.182	18:11:42.515
17	48.849	+0.451	18:18:44.726	3	50.214	+1.301	18:07:27.513	9	50.048	+0.370	18:12:32.563
18	48.915	+0.517	18:19:33.641	4	50.024	+1.111	18:08:17.537	10	50.139	+0.461	18:13:22.702
(53) Martin Gbelec				5	49.594	+0.681	18:09:07.131	11	49.909	+0.231	18:14:12.611
1	55.113	+6.938	18:05:44.253	6	49.419	+0.506	18:09:56.550	12	49.975	+0.297	18:15:02.586
2	51.355	+3.180	18:06:35.608	7	48.913		18:10:45.463	13	49.847	+0.169	18:15:52.433
3	50.127	+1.952	18:07:25.735	8	49.459	+0.546	18:11:34.922	14	50.095	+0.417	18:16:42.528
4	49.675	+1.500	18:08:15.410	9	49.355	+0.442	18:12:24.277	15	49.679	+0.001	18:17:32.207
5	49.785	+1.610	18:09:05.195	10	49.865	+0.952	18:13:14.142	16	49.678		18:18:21.885
6	49.407	+1.232	18:09:54.602	11	50.760	+1.847	18:14:04.902	17	49.825	+0.147	18:19:11.710
7	49.099	+0.924	18:10:43.701	12	50.053	+1.140	18:14:54.955	18	50.453	+0.775	18:20:02.163
8	48.895	+0.720	18:11:32.596	13	49.870	+0.957	18:15:44.825	(36) Philipp Freitag			
9	48.904	+0.729	18:12:21.500	14	50.287	+1.374	18:16:35.112	1	54.717	+5.077	18:05:46.446
10	49.032	+0.857	18:13:10.532	15	49.979	+1.066	18:17:25.091	2	53.607	+3.967	18:06:40.053
11	48.601	+0.426	18:13:59.133	16	50.461	+1.548	18:18:15.552	3	51.209	+1.569	18:07:31.262
12	48.722	+0.547	18:14:47.855	17	49.969	+1.056	18:19:05.521	4	50.642	+1.002	18:08:21.904
13	48.669	+0.494	18:15:36.524	18	50.156	+1.243	18:19:55.677	5	50.579	+0.939	18:09:12.483
14	48.554	+0.379	18:16:25.078	(101) Victor Steeman				6	50.232	+0.592	18:10:02.715
15	48.175		18:17:13.253	1	53.844	+4.571	18:05:45.546	7	50.236	+0.596	18:10:52.951
16	48.510	+0.335	18:18:01.763	2	53.306	+4.033	18:06:38.852	8	49.797	+0.157	18:11:42.748
17	48.441	+0.266	18:18:50.204	3	50.936	+1.663	18:07:29.788	9	49.960	+0.320	18:12:32.708
18	48.348	+0.173	18:19:38.552	4	50.533	+1.260	18:08:20.321	10	50.214	+0.574	18:13:22.922
(17) Lukas Tulovic				5	50.328	+1.055	18:09:10.649	11	49.881	+0.241	18:14:12.803
1	52.554	+4.386	18:05:43.273	6	50.044	+0.771	18:10:00.693	12	50.048	+0.408	18:15:02.851
2	52.620	+4.452	18:06:35.893	7	49.772	+0.499	18:10:50.465	13	49.858	+0.218	18:15:52.709
3	50.094	+1.926	18:07:25.987	8	50.190	+0.917	18:11:40.655	14	50.032	+0.392	18:16:42.741
4	49.884	+1.716	18:08:15.871	9	49.922	+0.649	18:12:30.577	15	49.640		18:17:32.381
				10	50.098	+0.825	18:13:20.675	16	49.684	+0.044	18:18:22.065

Zeitnahmekommissar & Auswertung

Orbits

Rennleiter

NAKC Fassberg

Nachwuchs

Faßberg 0,880 Km

Finale Rennen 3

14.05.2011 17:57

Rennen (18 Runden) started at 18:04:48



Lap	Lap Tm	Diff	Time of Day
17	49.856	+0.216	18:19:11.921
18	50.406	+0.766	18:20:02.327

Lap	Lap Tm	Diff	Time of Day
-----	--------	------	-------------

Lap	Lap Tm	Diff	Time of Day
-----	--------	------	-------------

(21) Arnaud Friedrich

1	52.509	+3.349	18:05:42.359
2	1:14.363	+25.203	18:06:56.722
3	50.335	+1.175	18:07:47.057
4	50.066	+0.906	18:08:37.123
5	49.756	+0.596	18:09:26.879
6	49.515	+0.355	18:10:16.394
7	49.312	+0.152	18:11:05.706
8	49.892	+0.732	18:11:55.598
9	49.784	+0.624	18:12:45.382
10	49.515	+0.355	18:13:34.897
11	49.413	+0.253	18:14:24.310
12	49.230	+0.070	18:15:13.540
13	51.450	+2.290	18:16:04.990
14	49.575	+0.415	18:16:54.565
15	49.160		18:17:43.725
16	49.484	+0.324	18:18:33.209
17	49.635	+0.475	18:19:22.844
18	50.360	+1.200	18:20:13.204

(35) Alexander Knaf

1	55.883	+5.344	18:05:47.821
2	53.165	+2.626	18:06:40.986
3	51.418	+0.879	18:07:32.404
4	50.917	+0.378	18:08:23.321
5	51.036	+0.497	18:09:14.357
6	50.697	+0.158	18:10:05.054
7	50.955	+0.416	18:10:56.009
8	51.026	+0.487	18:11:47.035
9	51.469	+0.930	18:12:38.504
10	51.422	+0.883	18:13:29.926
11	51.202	+0.663	18:14:21.128
12	51.109	+0.570	18:15:12.237
13	51.511	+0.972	18:16:03.748
14	51.253	+0.714	18:16:55.001
15	50.550	+0.011	18:17:45.551
16	50.915	+0.376	18:18:36.466
17	50.539		18:19:27.005
18	53.029	+2.490	18:20:20.034

NAKC Fassberg
Nach Runden sortiert

Nachwuchs

Faßberg 0,880 Km

Finale Rennen 6

15.05.2011 12:17

Rennen (18 Runden) started at 12:24:24

Pos.	St.Nr.	Name	Ort	Nat.	tunden	Gesamtzeit	Fahrzeug	Team
1	58	Ryan v.d.Lagemaat	Culemborg	NE	18	14:35.874	NSF 100	-
2	53	Martin Gbelec	Kurim	CZ	18	14:41.625	NSF 100	MG Racing Team
3	29	Maurice Ullrich	Wörrstadt	GE	18	14:44.434	NSF 100	Team Rockenberg
4	17	Lukas Tulovic	Eberbach	GE	18	14:44.458	NSF 100	Levior RT Germany/ADAC Tea
5	24	Kevin Orgis	Arnsdorf	GE	18	14:52.389	NSF 100	ADAC Sachsen Leistungszentr
6	50	Filip Salac	Vsejany	CZ	18	14:59.760	NSF 100	Salac racing s.r.o
7	11	Dennis Norick Stelzer	Dohma	GE	18	15:10.285	NSF 100	ADAC Racing Team AMC Sari
8	35	Alexander Knaf	Bad Dürkheim	GE	18	15:12.939	NSF 100	ADAC Pfalz e.V.
9	36	Philipp Freitag	Buchholz	GE	18	15:17.254	NSF 100	ADAC Team Hansa e.V.
10	101	Victor Steeman	Lathum		18	15:17.397	NSF 100	
11	21	Arnaud Friedrich	Hohenstein-Ernstth	GE	17	14:46.536	NSF 100	-
12	33	Sebastian Krog			17	14:59.147	NSF 100	

Margin of Victory	Avg. Speed	Best Lap Tm	Best Spd	Best Lap by
5.751	65,105	48.101	65,861	29 - Maurice Ullrich

Zeitnahmekommissar & Auswertung

Orbits

Rennleiter



NAKC Fassberg

Nachwuchs

Faßberg 0,880 Km

Finale Rennen 6

15.05.2011 12:17

Rennen (18 Runden) started at 12:24:24



Lap	Lap Tm	Diff	Time of Day
17	49.731	+0.534	12:38:51.924
18	49.871	+0.674	12:39:41.795

Lap	Lap Tm	Diff	Time of Day
-----	--------	------	-------------

Lap	Lap Tm	Diff	Time of Day
-----	--------	------	-------------

(21) Arnaud Friedrich

1	54.189	+5.023	12:25:19.421
2	50.384	+1.218	12:26:09.805
3	49.813	+0.647	12:26:59.618
4	49.311	+0.145	12:27:48.929
5	49.316	+0.150	12:28:38.245
6	49.320	+0.154	12:29:27.565
7	49.166		12:30:16.731
8	49.210	+0.044	12:31:05.941
9	1:14.629	+25.463	12:32:20.570
10	51.896	+2.730	12:33:12.466
11	51.025	+1.859	12:34:03.491
12	51.402	+2.236	12:34:54.893
13	50.935	+1.769	12:35:45.828
14	50.758	+1.592	12:36:36.586
15	50.816	+1.650	12:37:27.402
16	51.437	+2.271	12:38:18.839
17	52.095	+2.929	12:39:10.934

(33) Sebastian Krog

1	53.275	+2.734	12:25:19.697
2	1:09.071	+18.530	12:26:28.768
3	53.661	+3.120	12:27:22.429
4	52.029	+1.488	12:28:14.458
5	51.826	+1.285	12:29:06.284
6	51.318	+0.777	12:29:57.602
7	50.861	+0.320	12:30:48.463
8	50.661	+0.120	12:31:39.124
9	51.174	+0.633	12:32:30.298
10	51.382	+0.841	12:33:21.680
11	50.541		12:34:12.221
12	51.648	+1.107	12:35:03.869
13	52.980	+2.439	12:35:56.849
14	52.005	+1.464	12:36:48.854
15	51.825	+1.284	12:37:40.679
16	51.709	+1.168	12:38:32.388
17	51.157	+0.616	12:39:23.545