

Ergebnis

ADAC Mini Bike Cup

2011

V2 Faßberg

am

14.-15.05.2011

Einsteigerklasse



ADAC Mini Bike Cup

NAKC Fassberg

Nach bester Rundenzeit sortiert

Einsteiger Faßberg 0,880 Km

Freies Training Gr. 1 14.05.2011 08:00

Training (15:00 Zeit) started at 8:03:10

Pos.	St.Nr.	Name	Klasse	Runden	Beste Zeit.	Diff.	In Runde
1	18	Tim Georgi	Ein	16	51.122		12
2	30	Christopher Kogelbauer	Ein	16	51.134	0.012	12
3	54	Matyas Bílek	Ein	16	51.460	0.338	12
4	23			14	52.742	1.620	14
5	31	Adrian Hähle	Ein	15	53.636	2.514	12
6	10	Lucas Geitner	Ein	15	54.626	3.504	12
7	12	Colin Hufnagel	Ein	15	56.407	5.285	13
8	7			14	56.714	5.592	11
9	52	Rudolf Árpás	Ein	13	1:00.941	9.819	10
10	25	Selina Liebschner	Ein	13	1:04.206	13.084	9
11	8	Dominic Kassner	Ein	13	1:04.352	13.230	10
12	2	Lukas Franke	Ein	13	1:06.648	15.526	10

Bemerkungen
#3 und #5 ohne TP!

Zeitnahmekommissar & Auswertung

Orbits

Rennleiter

www.mylane.com



NAKC Fassberg

Faßberg 0,880 Km

14.05.2011 08:00



Einsteiger
 Freies Training Gr. 1
 Training (15:00 Zeit) started at 8:03:10

Lap	Lap Tm	Diff	Time of Day
(18) Tim Georgi			
1	59.601	+8.479	8:05:03.940
2	56.210	+5.088	8:06:00.150
3	55.058	+3.936	8:06:55.208
4	54.181	+3.059	8:07:49.389
5	1:00.655	+9.533	8:08:50.044
6	52.926	+1.804	8:09:42.970
7	51.868	+0.746	8:10:34.838
8	51.697	+0.575	8:11:26.535
9	54.011	+2.889	8:12:20.546
10	54.892	+3.770	8:13:15.438
11	51.691	+0.569	8:14:07.129
12	51.122		8:14:58.251
13	51.156	+0.034	8:15:49.407
14	52.638	+1.516	8:16:42.045
15	55.490	+4.368	8:17:37.535
16	53.257	+2.135	8:18:30.792

Lap	Lap Tm	Diff	Time of Day
(30) Christopher Kogelbauer			
1	1:00.787	+9.653	8:05:05.557
2	57.288	+6.154	8:06:02.845
3	55.448	+4.314	8:06:58.293
4	54.497	+3.363	8:07:52.790
5	57.488	+6.354	8:08:50.278
6	53.089	+1.955	8:09:43.367
7	52.923	+1.789	8:10:36.290
8	51.682	+0.548	8:11:27.972
9	52.869	+1.735	8:12:20.841
10	53.866	+2.732	8:13:14.707
11	52.584	+1.450	8:14:07.291
12	51.134		8:14:58.425
13	53.132	+1.998	8:15:51.557
14	51.257	+0.123	8:16:42.814
15	58.696	+7.562	8:17:41.510
16	51.499	+0.365	8:18:33.009

Lap	Lap Tm	Diff	Time of Day
(54) Matyas Bilek			
1	57.490	+6.030	8:05:04.873
2	55.864	+4.404	8:06:00.737
3	53.833	+2.373	8:06:54.570
4	53.936	+2.476	8:07:48.506
5	57.864	+6.404	8:08:46.370
6	52.590	+1.130	8:09:38.960
7	52.651	+1.191	8:10:31.611
8	52.505	+1.045	8:11:24.116
9	54.062	+2.602	8:12:18.178
10	52.590	+1.130	8:13:10.768
11	51.957	+0.497	8:14:02.725
12	51.460		8:14:54.185
13	53.080	+1.620	8:15:47.265
14	53.765	+2.305	8:16:41.030
15	52.014	+0.554	8:17:33.044
16	51.730	+0.270	8:18:24.774

Lap	Lap Tm	Diff	Time of Day
(23) Maximilian Sohnius			
1	1:03.750	+11.008	8:05:19.806
2	58.842	+6.100	8:06:18.648
3	57.848	+5.106	8:07:16.496
4	55.815	+3.073	8:08:12.311
5	55.351	+2.609	8:09:07.662
6	57.116	+4.374	8:10:04.778
7	58.606	+5.864	8:11:03.384
8	54.178	+1.436	8:11:57.562
9	54.684	+1.942	8:12:52.246
10	53.965	+1.223	8:13:46.211

Lap	Lap Tm	Diff	Time of Day
11	2:01.997	+1:09.255	8:15:48.208
12	53.660	+0.918	8:16:41.868
13	53.727	+0.985	8:17:35.595
14	52.742		8:18:28.337

Lap	Lap Tm	Diff	Time of Day
(31) Adrian Hähle			
1	59.313	+5.677	8:05:06.613
2	57.448	+3.812	8:06:04.061
3	56.155	+2.519	8:07:00.216
4	57.059	+3.423	8:07:57.275
5	56.342	+2.706	8:08:53.617
6	55.869	+2.233	8:09:49.486
7	54.244	+0.608	8:10:43.730
8	54.158	+0.522	8:11:37.888
9	54.302	+0.666	8:12:32.190
10	54.974	+1.338	8:13:27.164
11	56.434	+2.798	8:14:23.598
12	53.636		8:15:17.234
13	54.221	+0.585	8:16:11.455
14	1:39.278	+45.642	8:17:50.733
15	56.699	+3.063	8:18:47.432

Lap	Lap Tm	Diff	Time of Day
(10) Lucas Geitner			
1	1:11.264	+16.638	8:05:27.138
2	1:03.165	+8.539	8:06:30.303
3	1:00.480	+5.854	8:07:30.783
4	58.409	+3.783	8:08:29.192
5	57.089	+2.463	8:09:26.281
6	56.192	+1.566	8:10:22.473
7	57.420	+2.794	8:11:19.893
8	57.812	+3.186	8:12:17.705
9	56.123	+1.497	8:13:13.828
10	55.365	+0.739	8:14:09.193
11	56.522	+1.896	8:15:05.715
12	54.626		8:16:00.341
13	56.518	+1.892	8:16:56.859
14	55.369	+0.743	8:17:52.228
15	55.493	+0.867	8:18:47.721

Lap	Lap Tm	Diff	Time of Day
(12) Colin Hufnagel			
1	59.521	+3.114	8:05:08.163
2	58.599	+2.192	8:06:06.762
3	59.344	+2.937	8:07:06.106
4	59.690	+3.283	8:08:05.796
5	59.008	+2.601	8:09:04.804
6	59.700	+3.293	8:10:04.504
7	1:02.111	+5.704	8:11:06.615
8	57.031	+0.624	8:12:03.646
9	56.905	+0.498	8:13:00.551
10	56.636	+0.229	8:13:57.187
11	56.914	+0.507	8:14:54.101
12	56.727	+0.320	8:15:50.828
13	56.407		8:16:47.235
14	1:00.084	+3.677	8:17:47.319
15	56.593	+0.186	8:18:43.912

Lap	Lap Tm	Diff	Time of Day
(7) Toni Erhard			
1	1:07.941	+11.227	8:05:31.647
2	1:07.561	+10.847	8:06:39.208
3	1:08.416	+11.702	8:07:47.624
4	1:02.535	+5.821	8:08:50.159
5	1:00.474	+3.760	8:09:50.633
6	57.456	+0.742	8:10:48.089
7	58.127	+1.413	8:11:46.216
8	57.472	+0.758	8:12:43.688
9	57.458	+0.744	8:13:41.146

Lap	Lap Tm	Diff	Time of Day
10	1:00.032	+3.318	8:14:41.178
11	56.714		8:15:37.892
12	1:03.905	+7.191	8:16:41.797
13	1:02.948	+6.234	8:17:44.745
14	56.973	+0.259	8:18:41.718

Lap	Lap Tm	Diff	Time of Day
(52) Rudolf Árpás			
1	1:11.516	+10.575	8:05:35.934
2	1:04.929	+3.988	8:06:40.863
3	1:08.094	+7.153	8:07:48.957
4	1:08.285	+7.344	8:08:57.242
5	1:07.542	+6.601	8:10:04.784
6	1:08.693	+7.752	8:11:13.477
7	1:06.060	+5.119	8:12:19.537
8	1:06.100	+5.159	8:13:25.637
9	1:02.034	+1.093	8:14:27.671
10	1:00.941		8:15:28.612
11	1:01.791	+0.850	8:16:30.403
12	1:01.771	+0.830	8:17:32.174
13	1:02.225	+1.284	8:18:34.399

Lap	Lap Tm	Diff	Time of Day
(25) Selina Liebschner			
1	1:12.461	+8.255	8:05:26.834
2	1:09.880	+5.674	8:06:36.714
3	1:10.185	+5.979	8:07:46.899
4	1:08.789	+4.583	8:08:55.688
5	1:07.587	+3.381	8:10:03.275
6	1:08.278	+4.072	8:11:11.553
7	1:07.416	+3.210	8:12:18.969
8	1:06.340	+2.134	8:13:25.309
9	1:04.206		8:14:29.515
10	1:04.885	+0.679	8:15:34.400
11	1:06.317	+2.111	8:16:40.717
12	1:07.276	+3.070	8:17:47.993
13	1:04.894	+0.688	8:18:52.887

Lap	Lap Tm	Diff	Time of Day
(8) Dominic Kassner			
1	1:12.700	+8.348	8:05:28.451
2	1:09.103	+4.751	8:06:37.554
3	1:10.725	+6.373	8:07:48.279
4	1:08.534	+4.182	8:08:56.813
5	1:07.488	+3.136	8:10:04.301
6	1:08.448	+4.096	8:11:12.749
7	1:08.196	+3.844	8:12:20.945
8	1:05.539	+1.187	8:13:26.484
9	1:04.448	+0.096	8:14:30.932
10	1:04.352		8:15:35.284
11	1:06.135	+1.783	8:16:41.419
12	1:07.604	+3.252	8:17:49.023
13	1:04.570	+0.218	8:18:53.593

Lap	Lap Tm	Diff	Time of Day
(2) Lukas Franke			
1	1:14.703	+8.055	8:05:38.086
2	1:09.826	+3.178	8:06:47.912
3	1:09.231	+2.583	8:07:57.143
4	1:09.597	+2.949	8:09:06.740
5	1:09.096	+2.448	8:10:15.836
6	1:08.654	+2.006	8:11:24.490
7	1:07.345	+0.697	8:12:31.835
8	1:08.914	+2.266	8:13:40.749
9	1:07.195	+0.547	8:14:47.944
10	1:06.648		8:15:54.592
11	1:06.998	+0.350	8:17:01.590
12	1:08.289	+1.641	8:18:09.879
13	1:08.031	+1.383	8:19:17.910



ADAC Mini Bike Cup


NAKC Fassberg

Nach bester Rundenzeit sortiert

Einsteiger Faßberg 0,880 Km

Freies Training Gr. 1 14.05.2011 08:00

Training (15:00 Zeit) started at 8:03:10



Pos.	St.Nr.	Name	Klasse	Runden	Beste Zeit.	Diff.	In Runde
Ein							
1	18	Tim Georgi	Ein	16	51.122		12
2	30	Christopher Kogelbauer	Ein	16	51.134	0.012	12
3	54	Matyas Bílek	Ein	16	51.460	0.338	12
4	31	Adrian Hähle	Ein	15	53.636	2.514	12
5	10	Lucas Geitner	Ein	15	54.626	3.504	12
6	12	Colin Hufnagel	Ein	15	56.407	5.285	13
7	52	Rudolf Árpás	Ein	13	1:00.941	9.819	10
8	25	Selina Liebschner	Ein	13	1:04.206	13.084	9
9	8	Dominic Kassner	Ein	13	1:04.352	13.230	10
10	2	Lukas Franke	Ein	13	1:06.648	15.526	10
Ein 100							
1	23	Maximilian Sohnius	Ein 100	14	52.742		14
2	7	Toni Erhard	Ein 100	14	56.714	3.972	11

Bemerkungen
#3 und #5 ohne TP!

Zeitnahmekommissar & Auswertung Orbits

Rennleiter

www.mylane.com





ADAC Mini Bike Cup

NAKC Fassberg

Nach bester Rundenzeit sortiert


Einsteiger

Faßberg 0,880 Km

Freies Training Gr. 2

14.05.2011 08:18

Training (15:00 Zeit) started at 8:21:13



Pos.	St.Nr.	Name	Klasse	Runden	Beste Zeit.	Diff.	In Runde
1	27	Robin Jöger	Ein 100	17	51.392		13
2	55	Kevin Sieder	Ein	16	52.228	0.836	16
3	18	Tim Georgi	Ein	12	52.834	1.442	11
4	9	Moritz Jenkner	Ein 100	14	52.835	1.443	14
5	14	Matthias Meggle	Ein	16	52.968	1.576	15
6	32	Robin Nickel	Ein	11	53.635	2.243	6
7	34	Giuseppe Inverso	Ein	15	53.907	2.515	13
8	20	Philip Jork	Ein	16	54.740	3.348	15
9	38	Kevin Forster	Ein	15	55.183	3.791	12
10	51	Patrik Tomes	Ein	15	55.441	4.049	10
11	1	Nik Kogelbauer	Ein	13	1:01.713	10.321	9
12	26	Jennifer Kütter	Ein	11	1:01.820	10.428	11
13	4	Sophia Liebschner	Ein	11	1:10.719	19.327	10
14	6	Aaron Schäfer	Ein	11	1:12.779	21.387	10

Zeitnahmekommissar & Auswertung

Orbits

Rennleiter

www.mylane.com



NAKC Fassberg

Einsteiger
Freies Training Gr. 2

Faßberg 0,880 Km

14.05.2011 08:18

Training (15:00 Zeit) started at 8:21:13



Lap	Lap Tm	Diff	Time of Day
(27) Robin Jöger			
1	55.766	+4.374	8:22:57.819
2	53.801	+2.409	8:23:51.620
3	54.200	+2.808	8:24:45.820
4	52.667	+1.275	8:25:38.487
5	55.187	+3.795	8:26:33.674
6	53.483	+2.091	8:27:27.157
7	52.786	+1.394	8:28:19.943
8	52.452	+1.060	8:29:12.395
9	51.957	+0.565	8:30:04.352
10	52.941	+1.549	8:30:57.293
11	54.018	+2.626	8:31:51.311
12	52.095	+0.703	8:32:43.406
13	51.392		8:33:34.798
14	52.928	+1.536	8:34:27.726
15	52.847	+1.455	8:35:20.573
16	52.299	+0.907	8:36:12.872
17	51.808	+0.416	8:37:04.680

Lap	Lap Tm	Diff	Time of Day
(55) Kevin Sieder			
1	57.444	+5.216	8:23:02.244
2	55.124	+2.896	8:23:57.368
3	55.177	+2.949	8:24:52.545
4	53.575	+1.347	8:25:46.120
5	53.026	+0.798	8:26:39.146
6	53.611	+1.383	8:27:32.757
7	52.813	+0.585	8:28:25.570
8	52.512	+0.284	8:29:18.082
9	52.230	+0.002	8:30:10.312
10	53.555	+1.327	8:31:03.867
11	54.039	+1.811	8:31:57.906
12	53.841	+1.613	8:32:51.747
13	52.813	+0.585	8:33:44.560
14	53.370	+1.142	8:34:37.930
15	52.879	+0.651	8:35:30.809
16	52.228		8:36:23.037

Lap	Lap Tm	Diff	Time of Day
(18) Tim Georgi			
1	57.726	+4.892	8:23:13.880
2	4:36.113	+3:43.279	8:27:49.993
3	55.725	+2.891	8:28:45.718
4	55.675	+2.841	8:29:41.393
5	54.399	+1.565	8:30:35.792
6	54.867	+2.033	8:31:30.659
7	53.477	+0.643	8:32:24.136
8	54.782	+1.948	8:33:18.918
9	53.229	+0.395	8:34:12.147
10	53.093	+0.259	8:35:05.240
11	52.834		8:35:58.074
12	59.319	+6.485	8:36:57.393

Lap	Lap Tm	Diff	Time of Day
(9) Moritz Jenkner			
1	1:00.979	+8.144	8:23:11.409
2	56.188	+3.353	8:24:07.597
3	55.632	+2.797	8:25:03.229
4	56.919	+4.084	8:26:00.148
5	58.393	+5.558	8:26:58.541
6	53.751	+0.916	8:27:52.292
7	53.713	+0.878	8:28:46.005
8	55.524	+2.689	8:29:41.529
9	54.800	+1.965	8:30:36.329
10	1:02.816	+9.981	8:31:39.145
11	54.219	+1.384	8:32:33.364
12	53.215	+0.380	8:33:26.579
13	54.897	+2.062	8:34:21.476

Lap	Lap Tm	Diff	Time of Day
(14) Matthias Meggle			
1	1:01.257	+8.289	8:23:11.031
2	56.139	+3.171	8:24:07.170
3	55.371	+2.403	8:25:02.541
4	57.330	+4.362	8:25:59.871
5	55.867	+2.899	8:26:55.738
6	54.782	+1.814	8:27:50.520
7	54.781	+1.813	8:28:45.301
8	54.612	+1.644	8:29:39.913
9	55.735	+2.767	8:30:35.648
10	54.769	+1.801	8:31:30.417
11	53.422	+0.454	8:32:23.839
12	54.399	+1.431	8:33:18.238
13	53.543	+0.575	8:34:11.781
14	53.192	+0.224	8:35:04.973
15	52.968		8:35:57.941
16	53.483	+0.515	8:36:51.424

Lap	Lap Tm	Diff	Time of Day
(32) Robin Nickel			
1	1:03.208	+9.573	8:23:15.050
2	1:00.531	+6.896	8:24:15.581
3	55.961	+2.326	8:25:11.542
4	55.797	+2.162	8:26:07.339
5	54.718	+1.083	8:27:02.057
6	53.635		8:27:55.692
7	54.461	+0.826	8:28:50.153
8	55.104	+1.469	8:29:45.257
9	1:10.553	+16.918	8:30:55.810
10	1:34.192	+40.557	8:32:30.002
11	56.312	+2.677	8:33:26.314

Lap	Lap Tm	Diff	Time of Day
(34) Giuseppe Inverso			
1	1:03.268	+9.361	8:23:11.130
2	1:06.503	+12.596	8:24:17.633
3	59.562	+5.655	8:25:17.195
4	58.343	+4.436	8:26:15.538
5	57.805	+3.898	8:27:13.343
6	57.120	+3.213	8:28:10.463
7	56.232	+2.325	8:29:06.695
8	55.419	+1.512	8:30:02.114
9	55.527	+1.620	8:30:57.641
10	56.609	+2.702	8:31:54.250
11	56.236	+2.329	8:32:50.486
12	1:06.085	+12.178	8:33:56.571
13	53.907		8:34:50.478
14	54.578	+0.671	8:35:45.056
15	54.434	+0.527	8:36:39.490

Lap	Lap Tm	Diff	Time of Day
(20) Philip Jork			
1	1:02.007	+7.267	8:23:04.183
2	57.836	+3.096	8:24:02.019
3	58.238	+3.498	8:25:00.257
4	59.421	+4.681	8:25:59.678
5	58.662	+3.922	8:26:58.340
6	56.074	+1.334	8:27:54.414
7	55.291	+0.551	8:28:49.705
8	56.643	+1.903	8:29:46.348
9	56.629	+1.889	8:30:42.977
10	55.896	+1.156	8:31:38.873
11	56.032	+1.292	8:32:34.905
12	54.820	+0.080	8:33:29.725
13	57.745	+3.005	8:34:27.470
14	55.057	+0.317	8:35:22.527
15	54.740		8:36:17.267

Lap	Lap Tm	Diff	Time of Day
(38) Kevin Forster			
1	1:02.268	+7.085	8:23:13.768
2	1:01.645	+6.462	8:24:15.413
3	1:00.467	+5.284	8:25:15.880
4	59.026	+3.843	8:26:14.906
5	1:00.499	+5.316	8:27:15.405
6	58.455	+3.272	8:28:13.860
7	56.922	+1.739	8:29:10.782
8	57.095	+1.912	8:30:07.877
9	55.869	+0.686	8:31:03.746
10	57.657	+2.474	8:32:01.403
11	56.563	+1.380	8:32:57.966
12	55.183		8:33:53.149
13	55.189	+0.006	8:34:48.338
14	57.308	+2.125	8:35:45.646
15	56.057	+0.874	8:36:41.703

Lap	Lap Tm	Diff	Time of Day
(51) Patrik Tomes			
1	1:06.660	+11.219	8:23:33.722
2	1:01.151	+5.710	8:24:34.873
3	59.570	+4.129	8:25:34.443
4	59.958	+4.517	8:26:34.401
5	1:00.430	+4.989	8:27:34.831
6	58.505	+3.064	8:28:33.336
7	1:01.820	+6.379	8:29:35.156
8	57.473	+2.032	8:30:32.629
9	58.703	+3.262	8:31:31.332
10	55.441		8:32:26.773
11	58.251	+2.810	8:33:25.024
12	58.197	+2.756	8:34:23.221
13	56.328	+0.887	8:35:19.549
14	55.781	+0.340	8:36:15.330
15	58.050	+2.609	8:37:13.380

Lap	Lap Tm	Diff	Time of Day
(1) Nik Kogelbauer			
1	1:07.752	+6.039	8:23:17.517
2	1:06.135	+4.422	8:24:23.652
3	1:07.148	+5.435	8:25:30.800
4	1:06.004	+4.291	8:26:36.804
5	1:03.100	+1.387	8:27:39.904
6	1:04.870	+3.157	8:28:44.774
7	1:03.985	+2.272	8:29:48.759
8	1:03.579	+1.866	8:30:52.338
9	1:01.713		8:31:54.051
10	1:02.241	+0.528	8:32:56.292
11	1:03.655	+1.942	8:33:59.947
12	1:54.593	+52.880	8:35:54.540
13	1:06.487	+4.774	8:37:01.027

Lap	Lap Tm	Diff	Time of Day
(26) Jennifer Küther			
1	1:11.266	+9.446	8:23:42.552
2	1:09.668	+7.848	8:24:52.220
3	1:06.781	+4.961	8:25:59.001
4	1:08.458	+6.638	8:27:07.459
5	1:05.918	+4.098	8:28:13.377
6	1:09.917	+8.097	8:29:23.294
7	2:48.385	+1:46.565	8:32:11.679
8	1:12.298	+10.478	8:33:23.977
9	1:05.322	+3.502	8:34:29.299
10	1:02.589	+0.769	8:35:31.888
11	1:01.820		8:36:33.708

Lap	Lap Tm	Diff	Time of Day
(4) Sophia Liebschner			
1	1:15.289	+4.570	8:23:40.041

Zeitnahmekommissar & Auswertung

Orbits

Rennleiter



NAKC Fassberg


Einsteiger

Faßberg 0,880 Km

Freies Training Gr. 2

14.05.2011 08:18

Training (15:00 Zeit) started at 8:21:13



Lap	Lap Tm	Diff	Time of Day
2	1:18.035	+7.316	8:24:58.076
3	2:21.252	+1:10.533	8:27:19.328
4	1:12.686	+1.967	8:28:32.014
5	1:13.119	+2.400	8:29:45.133
6	1:12.468	+1.749	8:30:57.601
7	1:12.572	+1.853	8:32:10.173
8	1:14.988	+4.269	8:33:25.161
9	1:14.587	+3.868	8:34:39.748
10	1:10.719		8:35:50.467
11	1:10.974	+0.255	8:37:01.441

Lap	Lap Tm	Diff	Time of Day
-----	--------	------	-------------

Lap	Lap Tm	Diff	Time of Day
-----	--------	------	-------------

(6) Aaron Schäfer

1	1:17.818	+5.039	8:23:43.938
2	1:17.510	+4.731	8:25:01.448
3	1:17.189	+4.410	8:26:18.637
4	1:20.086	+7.307	8:27:38.723
5	1:57.146	+44.367	8:29:35.869
6	1:17.022	+4.243	8:30:52.891
7	1:16.946	+4.167	8:32:09.837
8	1:14.833	+2.054	8:33:24.670
9	1:14.235	+1.456	8:34:38.905
10	1:12.779		8:35:51.684
11	1:13.900	+1.121	8:37:05.584



ADAC Mini Bike Cup

NAKC Fassberg

Nach bester Rundenzeit sortiert

Einsteiger
Freies Training Gr. 2
Training (15:00 Zeit) started at 8:21:13

Faßberg 0,880 Km

14.05.2011 08:18



Pos.	St.Nr.	Name	Klasse	Runden	Beste Zeit.	Diff.	In Runde
Ein							
1	55	Kevin Sieder	Ein	16	52.228		16
2	18	Tim Georgi	Ein	12	52.834	0.606	11
3	14	Matthias Meggle	Ein	16	52.968	0.740	15
4	32	Robin Nickel	Ein	11	53.635	1.407	6
5	34	Giuseppe Inverso	Ein	15	53.907	1.679	13
6	20	Philip Jork	Ein	16	54.740	2.512	15
7	38	Kevin Forster	Ein	15	55.183	2.955	12
8	51	Patrik Tomes	Ein	15	55.441	3.213	10
9	1	Nik Kogelbauer	Ein	13	1:01.713	9.485	9
10	26	Jennifer K��ther	Ein	11	1:01.820	9.592	11
11	4	Sophia Liebschner	Ein	11	1:10.719	18.491	10
12	6	Aaron Sch��fer	Ein	11	1:12.779	20.551	10
Ein 100							
1	27	Robin J��ger	Ein 100	17	51.392		13
2	9	Moritz Jenkner	Ein 100	14	52.835	1.443	14

Zeitnahmekommissar & Auswertung

Orbits

Rennleiter

www.mylane.com






ADAC Mini Bike Cup

NAKC Fassberg

Einsteiger

Faßberg 0,880 Km

Freies Training Gesamt



Pos.	St.Nr.	Name	Klasse	In Lauf	Punkte	1. Beste Zeit.	2. Beste Zeit.
1	18	Tim Georgi	Ein	Freies Training Gr. 1	0	51.122	52.834
2	30	Christopher Kogelbauer	Ein	Freies Training Gr. 1	0	51.134	
3	27	Robin Jöger	Ein 100	Freies Training Gr. 2	0		51.392
4	54	Matyas Bílek	Ein	Freies Training Gr. 1	0	51.460	
5	55	Kevin Sieder	Ein	Freies Training Gr. 2	0		52.228
6	23	Maximilian Sohnus	Ein 100	Freies Training Gr. 1	0	52.742	
7	9	Moritz Jenkner	Ein 100	Freies Training Gr. 2	0		52.835
8	14	Matthias Meggle	Ein	Freies Training Gr. 2	0		52.968
9	32	Robin Nickel	Ein	Freies Training Gr. 2	0		53.635
10	31	Adrian Hähle	Ein	Freies Training Gr. 1	0	53.636	
11	34	Giuseppe Inverso	Ein	Freies Training Gr. 2	0		53.907
12	10	Lucas Geitner	Ein	Freies Training Gr. 1	0	54.626	
13	20	Philip Jork	Ein	Freies Training Gr. 2	0		54.740
14	38	Kevin Forster	Ein	Freies Training Gr. 2	0		55.183
15	51	Patrik Tomes	Ein	Freies Training Gr. 2	0		55.441
16	12	Colin Hufnagel	Ein	Freies Training Gr. 1	0	56.407	
17	7	Toni Erhard	Ein 100	Freies Training Gr. 1	0	56.714	
18	52	Rudolf Árpás	Ein	Freies Training Gr. 1	0	1:00.941	
19	1	Nik Kogelbauer	Ein	Freies Training Gr. 2	0		1:01.713
20	26	Jennifer Küther	Ein	Freies Training Gr. 2	0		1:01.820
21	25	Selina Liebschner	Ein	Freies Training Gr. 1	0	1:04.206	
22	8	Dominic Kassner	Ein	Freies Training Gr. 1	0	1:04.352	
23	2	Lukas Franke	Ein	Freies Training Gr. 1	0	1:06.648	
24	4	Sophia Liebschner	Ein	Freies Training Gr. 2	0		1:10.719
25	6	Aaron Schäfer	Ein	Freies Training Gr. 2	0		1:12.779

Zeitnahmekommissar & Auswertung

Orbits

Rennleiter



NAKC Fassberg

Nach bester Rundenzeit sortiert

Einsteiger

Faßberg 0,880 Km

1. Zeittraining Gr.1

14.05.2011 11:19

Qualifikation (15:00 Zeit) started at 11:22:07

Pos.	St.Nr.	Name	Klasse	Runden	Beste Zeit.	Diff.	In Runde
1	18	Tim Georgi	Ein	17	49.389		14
2	30	Christopher Kogelbauer	Ein	17	49.647	0.258	14
3	54	Matyas Bílek	Ein	17	49.785	0.396	13
4	23	Maximilian Sohnus	Ein 100	16	50.696	1.307	14
5	10	Lucas Geitner	Ein	16	51.782	2.393	9
6	3	Timon Salewski	Ein	16	51.829	2.440	12
7	31	Adrian Hähle	Ein	16	52.424	3.035	13
8	7	Toni Erhard	Ein 100	16	52.593	3.204	14
9	5	Leon Czichos	Ein	16	53.362	3.973	6
10	12	Colin Hufnagel	Ein	16	53.810	4.421	16
Nicht Klassifiziert (110% = 54.327)							
	52	Mark Babonics	Ein	14	56.863	7.474	12
	8	Dominic Kassner	Ein	13	1:00.805	11.416	12
	25	Selina Liebschner	Ein	14	1:00.856	11.467	9
	2	Lukas Franke	Ein	13	1:02.090	12.701	9

Zeitnahmekommissar & Auswertung

Orbits

Rennleiter

Georg Gubler





ADAC Mini Bike Cup

NAKC Fassberg

Nach bester Rundenzeit sortiert

Einsteiger

Faßberg 0,880 Km

1. Zeittraining Gr.2

14.05.2011 11:37

Qualifikation (15:00 Zeit) started at 11:40:13

Pos.	St.Nr.	Name	Klasse	Runden	Beste Zeit.	Diff.	In Runde
1	27	Robin Jöger	Ein 100	17	50.330		16
2	14	Matthias Meggle	Ein	17	50.366	0.036	17
3	55	Kevin Sieder	Ein	17	50.422	0.092	9
4	9	Moritz Jenkner	Ein 100	15	51.050	0.720	12
5	16	Jonas Hähle	Ein	16	51.131	0.801	11
6	51	Patrik Tomes	Ein	16	52.252	1.922	14
7	20	Philip Jork	Ein	16	52.811	2.481	16
8	32	Robin Nickel	Ein	8	53.084	2.754	4
9	34	Giuseppe Inverso	Ein	16	53.215	2.885	13
10	38	Kevin Forster	Ein	15	53.769	3.439	10
Nicht Klassifiziert (110% = 55.363)							
	26	Jennifer Küther	Ein	15	56.008	5.678	13
	1	Nik Kogelbauer	Ein	13	1:00.849	10.519	11
	6	Aaron Schäfer	Ein	9	1:08.521	18.191	4
	4	Sophia Liebschner	Ein	12	1:09.475	19.145	3

Zeitnahmekommissar & Auswertung

Orbits

Rennleiter

www.mylane.com



NAKC Fassberg

Faßberg 0,880 Km

14.05.2011 11:37



Einsteiger
1. Zeittraining Gr.2
Qualifikation (15:00 Zeit) started at 11:40:13

Lap	Lap Tm	Diff	Time of Day
(27) Robin Jöger			
1	53.410	+3.080	11:41:49.179
2	51.851	+1.521	11:42:41.030
3	52.039	+1.709	11:43:33.069
4	53.581	+3.251	11:44:26.650
5	1:01.430	+11.100	11:45:28.080
6	51.289	+0.959	11:46:19.369
7	54.314	+3.984	11:47:13.683
8	51.363	+1.033	11:48:05.046
9	50.712	+0.382	11:48:55.758
10	51.411	+1.081	11:49:47.169
11	52.509	+2.179	11:50:39.678
12	51.553	+1.223	11:51:31.231
13	53.361	+3.031	11:52:24.592
14	51.981	+1.651	11:53:16.573
15	51.406	+1.076	11:54:07.979
16	50.330		11:54:58.309
17	51.770	+1.440	11:55:50.079

Lap	Lap Tm	Diff	Time of Day
(14) Matthias Meggle			
1	53.697	+3.331	11:41:51.008
2	52.515	+2.149	11:42:43.523
3	52.401	+2.035	11:43:35.924
4	51.686	+1.320	11:44:27.610
5	51.928	+1.562	11:45:19.538
6	51.742	+1.376	11:46:11.280
7	52.026	+1.660	11:47:03.306
8	51.376	+1.010	11:47:54.682
9	51.243	+0.877	11:48:45.925
10	51.959	+1.593	11:49:37.884
11	51.455	+1.089	11:50:29.339
12	54.082	+3.716	11:51:23.421
13	51.800	+1.434	11:52:15.221
14	51.795	+1.429	11:53:07.016
15	50.963	+0.597	11:53:57.979
16	51.192	+0.826	11:54:49.171
17	50.366		11:55:39.537

Lap	Lap Tm	Diff	Time of Day
(55) Kevin Sieder			
1	53.760	+3.338	11:41:51.310
2	52.481	+2.059	11:42:43.791
3	52.833	+2.411	11:43:36.624
4	51.370	+0.948	11:44:27.994
5	51.723	+1.301	11:45:19.717
6	51.678	+1.256	11:46:11.395
7	53.968	+3.546	11:47:05.363
8	50.433	+0.011	11:47:55.796
9	50.422		11:48:46.218
10	51.809	+1.387	11:49:38.027
11	51.485	+1.063	11:50:29.512
12	1:02.515	+12.093	11:51:32.027
13	52.377	+1.955	11:52:24.404
14	51.303	+0.881	11:53:15.707
15	51.379	+0.957	11:54:07.086
16	50.619	+0.197	11:54:57.705
17	51.881	+1.459	11:55:49.586

Lap	Lap Tm	Diff	Time of Day
(9) Moritz Jenkner			
1	54.650	+3.600	11:41:53.904
2	51.508	+0.458	11:42:45.412
3	52.781	+1.731	11:43:38.193
4	52.319	+1.269	11:44:30.512
5	52.220	+1.170	11:45:22.732
6	52.273	+1.223	11:46:15.005
7	52.725	+1.675	11:47:07.730

Lap	Lap Tm	Diff	Time of Day
8	51.525	+0.475	11:47:59.255
9	1:44.659	+53.609	11:49:43.914
10	1:07.467	+16.417	11:50:51.381
11	51.981	+0.931	11:51:43.362
12	51.050		11:52:34.412
13	51.673	+0.623	11:53:26.085
14	1:01.287	+10.237	11:54:27.372
15	51.369	+0.319	11:55:18.741

Lap	Lap Tm	Diff	Time of Day
(16) Jonas Hähle			
1	53.560	+2.429	11:42:02.692
2	54.108	+2.977	11:42:56.800
3	53.889	+2.758	11:43:50.689
4	52.870	+1.739	11:44:43.559
5	1:00.822	+9.691	11:45:44.381
6	52.309	+1.178	11:46:36.690
7	52.995	+1.864	11:47:29.685
8	51.596	+0.465	11:48:21.281
9	54.372	+3.241	11:49:15.653
10	51.661	+0.530	11:50:07.314
11	51.131		11:50:58.445
12	51.291	+0.160	11:51:49.736
13	51.344	+0.213	11:52:41.080
14	51.635	+0.504	11:53:32.715
15	51.512	+0.381	11:54:24.227
16	51.579	+0.448	11:55:15.806

Lap	Lap Tm	Diff	Time of Day
(51) Patrik Tomes			
1	57.501	+5.249	11:42:00.226
2	54.291	+2.039	11:42:54.517
3	54.178	+1.926	11:43:48.695
4	54.504	+2.252	11:44:43.199
5	54.088	+1.836	11:45:37.287
6	54.522	+2.270	11:46:31.809
7	55.514	+3.262	11:47:27.323
8	52.947	+0.695	11:48:20.270
9	55.704	+3.452	11:49:15.974
10	54.037	+1.785	11:50:10.011
11	53.859	+1.607	11:51:03.870
12	53.421	+1.169	11:51:57.291
13	52.886	+0.634	11:52:50.177
14	52.252		11:53:42.429
15	53.810	+1.558	11:54:36.239
16	53.012	+0.760	11:55:29.251

Lap	Lap Tm	Diff	Time of Day
(20) Philip Jork			
1	55.487	+2.676	11:41:54.741
2	54.611	+1.800	11:42:49.352
3	54.216	+1.405	11:43:43.568
4	59.068	+6.257	11:44:42.636
5	54.445	+1.634	11:45:37.081
6	54.711	+1.900	11:46:31.792
7	58.426	+5.615	11:47:30.218
8	54.423	+1.612	11:48:24.641
9	53.789	+0.978	11:49:18.430
10	53.746	+0.935	11:50:12.176
11	53.634	+0.823	11:51:05.810
12	54.030	+1.219	11:51:59.840
13	54.312	+1.501	11:52:54.152
14	53.155	+0.344	11:53:47.307
15	53.257	+0.446	11:54:40.564
16	52.811		11:55:33.375

Lap	Lap Tm	Diff	Time of Day
(32) Robin Nickel			
1	56.242	+3.158	11:42:01.510
2	54.035	+0.951	11:42:55.545

Lap	Lap Tm	Diff	Time of Day
3	1:52.114	+59.030	11:44:47.659
4	53.084		11:45:40.743
5	53.550	+0.466	11:46:34.293
6	56.108	+3.024	11:47:30.401
7	54.562	+1.478	11:48:24.963
8	1:08.699	+15.615	11:49:33.662

Lap	Lap Tm	Diff	Time of Day
(34) Giuseppe Inverso			
1	56.887	+3.672	11:41:59.367
2	54.249	+1.034	11:42:53.616
3	53.955	+0.740	11:43:47.571
4	55.416	+2.201	11:44:42.987
5	54.685	+1.470	11:45:37.672
6	54.398	+1.183	11:46:32.070
7	55.587	+2.372	11:47:27.657
8	53.443	+0.228	11:48:21.100
9	55.053	+1.838	11:49:16.153
10	54.383	+1.168	11:50:10.536
11	53.549	+0.334	11:51:04.085
12	53.468	+0.253	11:51:57.553
13	53.215		11:52:50.768
14	53.726	+0.511	11:53:44.494
15	54.719	+1.504	11:54:39.213
16	53.269	+0.054	11:55:32.482

Lap	Lap Tm	Diff	Time of Day
(38) Kevin Forster			
1	59.102	+5.333	11:42:01.428
2	56.966	+3.197	11:42:58.394
3	55.571	+1.802	11:43:53.965
4	55.157	+1.388	11:44:49.122
5	55.190	+1.421	11:45:44.312
6	55.012	+1.243	11:46:39.324
7	54.867	+1.098	11:47:34.191
8	54.130	+0.361	11:48:28.321
9	53.927	+0.158	11:49:22.248
10	53.769		11:50:16.017
11	1:28.988	+35.219	11:51:45.005
12	1:28.381	+34.612	11:53:13.386
13	57.119	+3.350	11:54:10.505
14	54.278	+0.509	11:55:04.783
15	54.495	+0.726	11:55:59.278

Lap	Lap Tm	Diff	Time of Day
(26) Jennifer Küther			
1	1:03.483	+7.475	11:42:16.589
2	1:00.364	+4.356	11:43:16.953
3	1:00.159	+4.151	11:44:17.112
4	58.536	+2.528	11:45:15.648
5	59.292	+3.284	11:46:14.940
6	58.818	+2.810	11:47:13.758
7	57.999	+1.991	11:48:11.757
8	57.708	+1.700	11:49:09.465
9	57.575	+1.567	11:50:07.040
10	58.590	+2.582	11:51:05.630
11	56.592	+0.584	11:52:02.222
12	57.557	+1.549	11:52:59.779
13	56.008		11:53:55.787
14	1:00.558	+4.550	11:54:56.345
15	56.585	+0.577	11:55:52.930

Lap	Lap Tm	Diff	Time of Day
(1) Nik Kogelbauer			
1	1:08.270	+7.421	11:42:21.838
2	1:03.552	+2.703	11:43:25.390
3	1:02.003	+1.154	11:44:27.393
4	1:02.786	+1.937	11:45:30.179
5	1:01.370	+0.521	11:46:31.549
6	1:02.237	+1.388	11:47:33.786

Zeitnahmekommissar & Auswertung

Orbits

Rennleiter

Gedruckt: 14.05.2011 12:02:26

NAKC Fassberg

Einsteiger

Faßberg 0,880 Km

1. Zeittraining Gr.2

14.05.2011 11:37

Qualifikation (15:00 Zeit) started at 11:40:13

Lap	Lap Tm	Diff	Time of Day
7	1:42.199	+41.350	11:49:15.985
8	1:02.233	+1.384	11:50:18.218
9	1:05.141	+4.292	11:51:23.359
10	1:01.003	+0.154	11:52:24.362
11	1:00.849		11:53:25.211
12	1:45.830	+44.981	11:55:11.041
13	1:02.380	+1.531	11:56:13.421

(6) Aaron Schäfer

Lap	Lap Tm	Diff	Time of Day
1	1:09.862	+1.341	11:42:22.463
2	1:08.590	+0.069	11:43:31.053
3	1:11.834	+3.313	11:44:42.887
4	1:08.521		11:45:51.408
5	1:38.864	+30.343	11:47:30.272
6	3:11.298	+2:02.777	11:50:41.570
7	2:58.493	+1:49.972	11:53:40.063
8	1:16.311	+7.790	11:54:56.374
9	1:15.446	+6.925	11:56:11.820

(4) Sophia Liebschner

Lap	Lap Tm	Diff	Time of Day
1	1:10.554	+1.079	11:42:26.962
2	1:11.244	+1.769	11:43:38.206
3	1:09.475		11:44:47.681
4	1:09.535	+0.060	11:45:57.216
5	1:10.997	+1.522	11:47:08.213
6	1:10.468	+0.993	11:48:18.681
7	1:13.950	+4.475	11:49:32.631
8	1:10.870	+1.395	11:50:43.501
9	1:13.695	+4.220	11:51:57.196
10	1:11.050	+1.575	11:53:08.246
11	1:10.214	+0.739	11:54:18.460
12	1:11.252	+1.777	11:55:29.712

Lap	Lap Tm	Diff	Time of Day
-----	--------	------	-------------

Lap	Lap Tm	Diff	Time of Day
-----	--------	------	-------------



ADAC Mini Bike Cup

NAKC Fassberg

Nach bester Rundenzeit sortiert

Einsteiger Faßberg 0,880 Km

1. Zeittraining Gr.2 14.05.2011 11:37

Qualifikation (15:00 Zeit) started at 11:40:13

Pos.	St.Nr.	Name	Klasse	Runden	Beste Zeit.	Diff.	In Runde
Ein							
1	14	Matthias Meggle	Ein	17	50.366		17
2	55	Kevin Sieder	Ein	17	50.422	0.056	9
3	16	Jonas Hähle	Ein	16	51.131	0.765	11
4	51	Patrik Tomes	Ein	16	52.252	1.886	14
5	20	Philip Jork	Ein	16	52.811	2.445	16
6	32	Robin Nickel	Ein	8	53.084	2.718	4
7	34	Giuseppe Inverso	Ein	16	53.215	2.849	13
8	38	Kevin Forster	Ein	15	53.769	3.403	10
Nicht Klassifiziert (110% = 55.363)							
	26	Jennifer Küther	Ein	15	56.008	5.642	13
	1	Nik Kogelbauer	Ein	13	1:00.849	10.483	11
	6	Aaron Schäfer	Ein	9	1:08.521	18.155	4
	4	Sophia Liebschner	Ein	12	1:09.475	19.109	3
Ein 100							
1	27	Robin Jöger	Ein 100	17	50.330		16
2	9	Moritz Jenkner	Ein 100	15	51.050	0.720	12

Zeitnahmekommissar & Auswertung

Orbits

Rennleiter

www.mylane.com



NAKC Fassberg

Nach bester Rundenzeit sortiert

Einsteiger

Faßberg 0,880 Km

2. Zeittraining Gr.1

14.05.2011 15:10

Qualifikation started at 15:16:11

Pos.	St.Nr.	Name	Klasse	Runden	Beste Zeit.	Diff.	In Runde
1	23	Maximilian Sohnius	Ein 100	14	1:01.224		11
2	54	Matyas Bílek	Ein	14	1:02.194	0.970	13
3	52	Mark Babonics	Ein	10	1:02.268	1.044	10
4	30	Christopher Kogelbauer	Ein	13	1:03.095	1.871	12
5	18	Tim Georgi	Ein	13	1:03.384	2.160	8
6	31	Adrian Hähle	Ein	10	1:05.843	4.619	8
7	7	Toni Erhard	Ein 100	12	1:07.064	5.840	10
8	3	Timon Salewski	Ein	12	1:07.346	6.122	10
Nicht Klassifiziert (110% = 1:07.346)							
	12	Colin Hufnagel	Ein	12	1:07.828	6.604	10
	10	Lucas Geitner	Ein	11	1:09.354	8.130	8
	25	Selina Liebschner	Ein	7	1:11.281	10.057	6
	5	Leon Czichos	Ein	11	1:11.800	10.576	6
	8	Dominic Kassner	Ein	9	1:29.809	28.585	4
	2	Lukas Franke	Ein				0

Zeitnahmekommissar & Auswertung

Orbits

Rennleiter

Georg Gubler





ADAC Mini Bike Cup

NAKC Fassberg

Nach bester Rundenzeit sortiert

Einsteiger

Faßberg 0,880 Km

2. Zeittraining Gr.2

14.05.2011 15:28

Qualifikation started at 15:33:52

Pos.	St.Nr.	Name	Klasse	Runden	Beste Zeit.	Diff.	In Runde
1	14	Matthias Meggle	Ein	14	1:01.842		12
2	55	Kevin Sieder	Ein	8	1:03.678	1.836	5
3	9	Moritz Jenkner	Ein 100	12	1:04.403	2.561	10
4	20	Philip Jork	Ein	8	1:04.541	2.699	8
5	27	Robin Jöger	Ein 100	13	1:04.571	2.729	13
6	34	Giuseppe Inverso	Ein	13	1:05.976	4.134	6
7	51	Patrik Tomes	Ein	7	1:06.830	4.988	2
8	16	Jonas Hähle	Ein	2	1:07.593	5.751	2
Nicht Klassifiziert (110% = 1:08.026)							
	38	Kevin Forster	Ein	10	1:10.930	9.088	10
	1	Nik Kogelbauer	Ein	10	1:13.055	11.213	5
	4	Sophia Liebschner	Ein	10	1:16.195	14.353	9
	26	Jennifer Küther	Ein	10	1:19.813	17.971	9
	6	Aaron Schäfer	Ein	10	1:23.608	21.766	10

Zeitnahmekommissar & Auswertung

Orbits

Rennleiter



NAKC Fassberg

Einsteiger

Faßberg 0,880 Km

2. Zeittraining Gr.2

14.05.2011 15:28

Qualifikation started at 15:33:52



Lap	Lap Tm	Diff	Time of Day
(14) Matthias Meggle			
1	1:06.728	+4.886	15:35:57.734
2	1:05.943	+4.101	15:37:03.677
3	1:07.637	+5.795	15:38:11.314
4	1:07.400	+5.558	15:39:18.714
5	1:03.912	+2.070	15:40:22.626
6	1:04.702	+2.860	15:41:27.328
7	1:05.946	+4.104	15:42:33.274
8	1:04.768	+2.926	15:43:38.042
9	1:05.253	+3.411	15:44:43.295
10	1:06.090	+4.248	15:45:49.385
11	1:04.240	+2.398	15:46:53.625
12	1:01.842		15:47:55.467
13	1:03.559	+1.717	15:48:59.026
14	1:02.831	+0.989	15:50:01.857

(55) Kevin Sieder			
1	1:09.689	+6.011	15:36:02.138
2	1:09.797	+6.119	15:37:11.935
3	1:08.379	+4.701	15:38:20.314
4	1:05.059	+1.381	15:39:25.373
5	1:03.678		15:40:29.051
6	1:06.333	+2.655	15:41:35.384
7	1:06.911	+3.233	15:42:42.295
8	2:44.052	+1:40.374	15:45:26.347

(9) Moritz Jenkner			
1	1:06.017	+1.614	15:35:57.023
2	1:52.665	+48.262	15:37:49.688
3	1:11.111	+6.708	15:39:00.799
4	1:07.035	+2.632	15:40:07.834
5	1:05.803	+1.400	15:41:13.637
6	1:44.983	+40.580	15:42:58.620
7	1:07.080	+2.677	15:44:05.700
8	1:06.800	+2.397	15:45:12.500
9	1:04.889	+0.486	15:46:17.389
10	1:04.403		15:47:21.792
11	1:07.024	+2.621	15:48:28.816
12	1:04.614	+0.211	15:49:33.430

(20) Philip Jork			
1	1:11.015	+6.474	15:36:04.664
2	1:08.999	+4.458	15:37:13.663
3	1:07.393	+2.852	15:38:21.056
4	1:09.790	+5.249	15:39:30.846
5	1:08.687	+4.146	15:40:39.533
6	1:06.847	+2.306	15:41:46.380
7	1:09.616	+5.075	15:42:55.996
8	1:04.541		15:44:00.537

(27) Robin Jöger			
1	1:09.537	+4.966	15:35:59.177
2	1:10.962	+6.391	15:37:10.139
3	1:10.292	+5.721	15:38:20.431
4	1:08.667	+4.096	15:39:29.098
5	1:06.443	+1.872	15:40:35.541
6	1:06.130	+1.559	15:41:41.671
7	1:07.293	+2.722	15:42:48.964
8	1:04.596	+0.025	15:43:53.560
9	1:06.005	+1.434	15:44:59.565
10	1:06.924	+2.353	15:46:06.489
11	1:04.953	+0.382	15:47:11.442
12	1:05.031	+0.460	15:48:16.473
13	1:04.571		15:49:21.044

(34) Giuseppe Inverso			
1	1:09.806	+3.830	15:36:01.111
2	1:09.865	+3.889	15:37:10.976
3	1:10.148	+4.172	15:38:21.124
4	1:10.198	+4.222	15:39:31.322
5	1:07.924	+1.948	15:40:39.246
6	1:05.976		15:41:45.222
7	1:07.748	+1.772	15:42:52.970
8	1:06.432	+0.456	15:43:59.402
9	1:07.743	+1.767	15:45:07.145
10	1:07.804	+1.828	15:46:14.949
11	1:06.389	+0.413	15:47:21.338
12	1:07.206	+1.230	15:48:28.544
13	1:06.088	+0.112	15:49:34.632

(51) Patrik Tomes			
1	1:12.904	+6.074	15:36:24.386
2	1:06.830		15:37:31.216
3	4:20.171	+3:13.341	15:41:51.387
4	1:16.645	+9.815	15:43:08.032
5	1:07.597	+0.767	15:44:15.629
6	4:07.279	+3:00.449	15:48:22.908
7	1:11.574	+4.744	15:49:34.482

(16) Jonas Hähle			
1	1:12.135	+4.542	15:36:23.201
2	1:07.593		15:37:30.794

(38) Kevin Forster			
1	1:35.682	+24.752	15:36:56.324
2	2:15.342	+1:04.412	15:39:11.666
3	1:20.924	+9.994	15:40:32.590
4	1:18.509	+7.579	15:41:51.099
5	1:19.005	+8.075	15:43:10.104
6	1:20.835	+9.905	15:44:30.939
7	1:17.668	+6.738	15:45:48.607
8	1:12.832	+1.902	15:47:01.439
9	1:11.601	+0.671	15:48:13.040
10	1:10.930		15:49:23.970

(1) Nik Kogelbauer			
1	1:25.895	+12.840	15:36:28.073
2	1:20.371	+7.316	15:37:48.444
3	1:18.186	+5.131	15:39:06.630
4	1:15.520	+2.465	15:40:22.150
5	1:13.055		15:41:35.205
6	2:13.628	+1:00.573	15:43:48.833
7	1:19.381	+6.326	15:45:08.214
8	2:07.812	+54.757	15:47:16.026
9	1:16.934	+3.879	15:48:32.960
10	1:17.218	+4.163	15:49:50.178

(4) Sophia Liebschner			
1	1:27.188	+10.993	15:36:37.526
2	2:07.941	+51.746	15:38:45.467
3	1:19.869	+3.674	15:40:05.336
4	1:22.196	+6.001	15:41:27.532
5	1:16.953	+0.758	15:42:44.485
6	1:48.470	+32.275	15:44:32.955
7	1:20.136	+3.941	15:45:53.091
8	1:18.016	+1.821	15:47:11.107
9	1:16.195		15:48:27.302
10	1:21.159	+4.964	15:49:48.461

(26) Jennifer Küther			
1	1:27.723	+7.910	15:36:31.533

Zeitnahmekommissar & Auswertung

Orbits

Rennleiter





ADAC Mini Bike Cup

NAKC Fassberg

Nach bester Rundenzeit sortiert

Einsteiger

Faßberg 0,880 Km

2. Zeittraining Gr.2

14.05.2011 15:28

Qualifikation started at 15:33:52



Pos.	St.Nr.	Name	Klasse	Runden	Beste Zeit.	Diff.	In Runde
Ein							
1	14	Matthias Meggle	Ein	14	1:01.842		12
2	55	Kevin Sieder	Ein	8	1:03.678	1.836	5
3	20	Philip Jork	Ein	8	1:04.541	2.699	8
4	34	Giuseppe Inverso	Ein	13	1:05.976	4.134	6
5	51	Patrik Tomes	Ein	7	1:06.830	4.988	2
6	16	Jonas Hähle	Ein	2	1:07.593	5.751	2
Nicht Klassifiziert (110% = 1:08.026)							
	38	Kevin Forster	Ein	10	1:10.930	9.088	10
	1	Nik Kogelbauer	Ein	10	1:13.055	11.213	5
	4	Sophia Liebschner	Ein	10	1:16.195	14.353	9
	26	Jennifer Küther	Ein	10	1:19.813	17.971	9
	6	Aaron Schäfer	Ein	10	1:23.608	21.766	10
Ein 100							
1	9	Moritz Jenkner	Ein 100	12	1:04.403		10
2	27	Robin Jöger	Ein 100	13	1:04.571	0.168	13

Zeitnahmekommissar & Auswertung

Orbits

Rennleiter



NAKC Fassberg

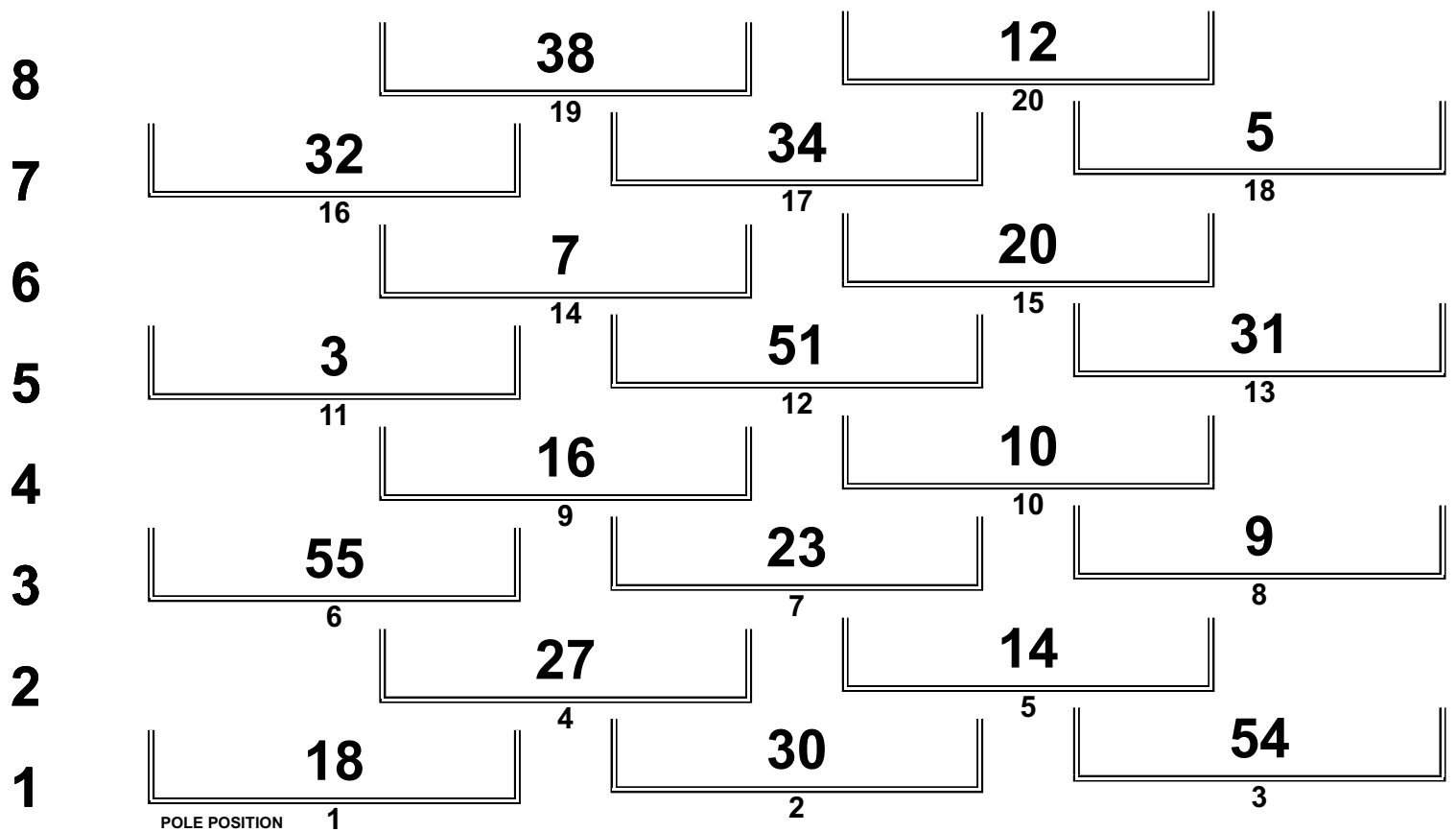
Einsteiger

Faßberg 0,880 Km

A Finale Rennen 2

14.05.2011 17:40

Rennen (15 Runden)



Zeitnahmekommissar & Auswertung
Rennleiter

Orbits



NAKC Fassberg

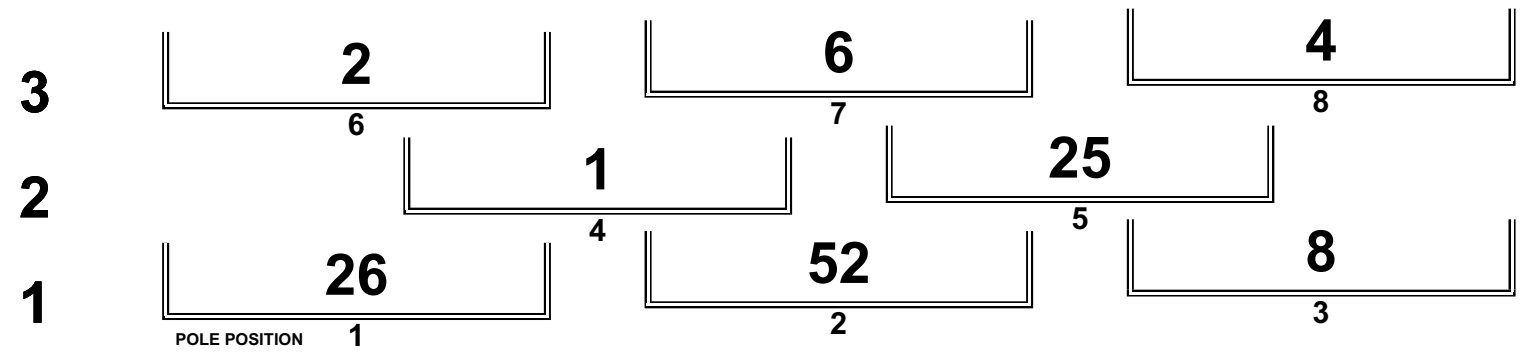
Einsteiger

Faßberg 0,880 Km

BFinale Rennen 1

14.05.2011 17:23

Rennen (3 Runden)



Zeitnahmekommissar & Auswertung

Orbits

Rennleiter





ADAC Mini Bike Cup

NAKC Fassberg

Nach bester Rundenzeit sortiert

Einsteiger Faßberg 0,880 Km

Warm up Gr.2 15.05.2011 08:26

Training started at 8:29:10



Pos.	St.Nr.	Name	Klasse	Runden	Beste Zeit.	Diff.	In Runde
1	54	Matyas Bilek	Ein	10	50.588		5
2	30	Christopher Kogelbauer	Ein	10	51.055	0.467	6
3	14	Matthias Meggle	Ein	10	51.127	0.539	7
4	18	Tim Georgi	Ein	10	51.192	0.604	5
5	9	Moritz Jenkner	Ein 100	10	51.380	0.792	7
6	27	Robin Jöger	Ein 100	9	51.385	0.797	8
7	23	Maximilian Sohnus	Ein 100	9	51.908	1.320	7
8	3	Timon Salewski	Ein	10	52.092	1.504	8
9	55	Kevin Sieder	Ein	10	52.260	1.672	8
10	10	Lucas Geitner	Ein	10	53.021	2.433	8
11	16	Jonas Hähle	Ein	9	53.350	2.762	7
12	34	Giuseppe Inverso	Ein	10	54.038	3.450	8
13	5	Leon Czichos	Ein	10	54.235	3.647	8
14	51	Patrik Tomes	Ein	9	54.551	3.963	7
15	7	Toni Erhard	Ein 100	8	54.573	3.985	7
16	31	Adrian Hähle	Ein	9	55.657	5.069	8
17	12	Colin Hufnagel	Ein	9	56.106	5.518	7
18	38	Kevin Forster	Ein	9	56.957	6.369	7

Zeitnahmekommissar & Auswertung

Orbits

Rennleiter



NAKC Fassberg

Faßberg 0,880 Km

15.05.2011 08:26



Einsteiger

Warm up Gr.2

Training started at 8:29:10

Lap	Lap Tm	Diff	Time of Day
(54) Matyas Bilek			
1	55.811	+5.223	8:30:56.592
2	52.822	+2.234	8:31:49.414
3	51.794	+1.206	8:32:41.208
4	54.289	+3.701	8:33:35.497
5	50.588		8:34:26.085
6	51.699	+1.111	8:35:17.784
7	51.387	+0.799	8:36:09.171
8	52.140	+1.552	8:37:01.311
9	51.146	+0.558	8:37:52.457
10	1:10.326	+19.738	8:39:02.783

Lap	Lap Tm	Diff	Time of Day
(30) Christopher Kogelbauer			
1	55.675	+4.620	8:30:57.333
2	52.692	+1.637	8:31:50.025
3	51.766	+0.711	8:32:41.791
4	52.102	+1.047	8:33:33.893
5	51.509	+0.454	8:34:25.402
6	51.055		8:35:16.457
7	53.380	+2.325	8:36:09.837
8	53.016	+1.961	8:37:02.853
9	1:08.625	+17.570	8:38:11.478
10	1:44.303	+53.248	8:39:55.781

Lap	Lap Tm	Diff	Time of Day
(14) Matthias Meggle			
1	57.141	+6.014	8:31:06.653
2	55.026	+3.899	8:32:01.679
3	53.709	+2.582	8:32:55.388
4	52.647	+1.520	8:33:48.035
5	51.979	+0.852	8:34:40.014
6	52.195	+1.068	8:35:32.209
7	51.127		8:36:23.336
8	54.676	+3.549	8:37:18.012
9	52.300	+1.173	8:38:10.312
10	1:21.089	+29.962	8:39:31.401

Lap	Lap Tm	Diff	Time of Day
(18) Tim Georgi			
1	56.155	+4.963	8:30:58.143
2	53.080	+1.888	8:31:51.223
3	51.517	+0.325	8:32:42.740
4	51.801	+0.609	8:33:34.541
5	51.192		8:34:25.733
6	51.266	+0.074	8:35:16.999
7	52.086	+0.894	8:36:09.085
8	52.040	+0.848	8:37:01.125
9	51.787	+0.595	8:37:52.912
10	1:00.679	+9.487	8:38:53.591

Lap	Lap Tm	Diff	Time of Day
(9) Moritz Jenkner			
1	55.942	+4.562	8:31:00.704
2	56.431	+5.051	8:31:57.135
3	54.826	+3.446	8:32:51.961
4	54.361	+2.981	8:33:46.322
5	53.322	+1.942	8:34:39.644
6	52.949	+1.569	8:35:32.593
7	51.380		8:36:23.973
8	52.002	+0.622	8:37:15.975
9	52.440	+1.060	8:38:08.415
10	1:19.999	+28.619	8:39:28.414

Lap	Lap Tm	Diff	Time of Day
(27) Robin Jöger			
1	57.892	+6.507	8:31:09.448
2	1:38.366	+46.981	8:32:47.814
3	53.281	+1.896	8:33:41.095
4	52.526	+1.141	8:34:33.621

Lap	Lap Tm	Diff	Time of Day
5	52.246	+0.861	8:35:25.867
6	51.543	+0.158	8:36:17.410
7	51.521	+0.136	8:37:08.931
8	51.385		8:38:00.316
9	1:22.625	+31.240	8:39:22.941

Lap	Lap Tm	Diff	Time of Day
(23) Maximilian Sohnius			
1	59.567	+7.659	8:31:13.952
2	1:34.756	+42.848	8:32:48.708
3	54.810	+2.902	8:33:43.518
4	53.824	+1.916	8:34:37.342
5	53.782	+1.874	8:35:31.124
6	1:00.788	+8.880	8:36:31.912
7	51.908		8:37:23.820
8	52.714	+0.806	8:38:16.534
9	1:49.134	+57.226	8:40:05.668

Lap	Lap Tm	Diff	Time of Day
(3) Timon Salewski			
1	1:01.706	+9.614	8:31:17.238
2	58.141	+6.049	8:32:15.379
3	57.136	+5.044	8:33:12.515
4	55.474	+3.382	8:34:07.989
5	53.268	+1.176	8:35:01.257
6	53.127	+1.035	8:35:54.384
7	52.876	+0.784	8:36:47.260
8	52.092		8:37:39.352
9	52.306	+0.214	8:38:31.658
10	1:49.794	+57.702	8:40:21.452

Lap	Lap Tm	Diff	Time of Day
(55) Kevin Sieder			
1	58.476	+6.216	8:31:07.741
2	55.132	+2.872	8:32:02.873
3	53.942	+1.682	8:32:56.815
4	54.777	+2.517	8:33:51.592
5	53.823	+1.563	8:34:45.415
6	52.797	+0.537	8:35:38.212
7	52.879	+0.619	8:36:31.091
8	52.260		8:37:23.351
9	52.535	+0.275	8:38:15.886
10	1:25.614	+33.354	8:39:41.500

Lap	Lap Tm	Diff	Time of Day
(10) Lucas Geitner			
1	58.304	+5.283	8:31:05.265
2	55.709	+2.688	8:32:00.974
3	55.584	+2.563	8:32:56.558
4	54.812	+1.791	8:33:51.370
5	54.311	+1.290	8:34:45.681
6	53.715	+0.694	8:35:39.396
7	53.131	+0.110	8:36:32.527
8	53.021		8:37:25.548
9	53.437	+0.416	8:38:18.985
10	1:38.273	+45.252	8:39:57.258

Lap	Lap Tm	Diff	Time of Day
(16) Jonas Hähle			
1	1:01.660	+8.310	8:31:24.685
2	57.990	+4.640	8:32:22.675
3	55.182	+1.832	8:33:17.857
4	54.464	+1.114	8:34:12.321
5	54.911	+1.561	8:35:07.232
6	53.978	+0.628	8:36:01.210
7	53.350		8:36:54.560
8	54.743	+1.393	8:37:49.303
9	1:25.698	+32.348	8:39:15.001

Lap	Lap Tm	Diff	Time of Day
(34) Giuseppe Inverso			
1	59.765	+5.727	8:31:04.779

Lap	Lap Tm	Diff	Time of Day
2	57.449	+3.411	8:32:02.228
3	56.595	+2.557	8:32:58.823
4	55.952	+1.914	8:33:54.775
5	55.411	+1.373	8:34:50.186
6	55.345	+1.307	8:35:45.531
7	54.825	+0.787	8:36:40.356
8	54.038		8:37:34.394
9	55.642	+1.604	8:38:30.036
10	1:45.944	+51.906	8:40:15.980

Lap	Lap Tm	Diff	Time of Day
(5) Leon Czichos			
1	1:00.405	+6.170	8:31:13.379
2	59.110	+4.875	8:32:12.489
3	56.437	+2.202	8:33:08.926
4	55.127	+0.892	8:34:04.053
5	55.341	+1.106	8:34:59.394
6	54.860	+0.625	8:35:54.254
7	54.538	+0.303	8:36:48.792
8	54.235		8:37:43.027
9	1:09.349	+15.114	8:38:52.376
10	15.029	-39.206	8:39:07.405

Lap	Lap Tm	Diff	Time of Day
(51) Patrik Tomes			
1	1:02.303	+7.752	8:31:24.296
2	58.247	+3.696	8:32:22.543
3	56.656	+2.105	8:33:19.199
4	55.954	+1.403	8:34:15.153
5	55.870	+1.319	8:35:11.023
6	57.685	+3.134	8:36:08.708
7	54.551		8:37:03.259
8	56.534	+1.983	8:37:59.793
9	2:09.750	+1:15.199	8:40:09.543

Lap	Lap Tm	Diff	Time of Day
(7) Toni Erhard			
1	1:01.537	+6.964	8:31:13.094
2	1:01.847	+7.274	8:32:14.941
3	58.802	+4.229	8:33:13.743
4	58.084	+3.511	8:34:11.827
5	56.738	+2.165	8:35:08.565
6	54.766	+0.193	8:36:03.331
7	54.573		8:36:57.904
8	3:43.467	+2:48.894	8:40:41.371

Lap	Lap Tm	Diff	Time of Day
(31) Adrian Hähle			
1	1:01.756	+6.099	8:31:18.396
2	59.759	+4.102	8:32:18.155
3	58.943	+3.286	8:33:17.098
4	57.337	+1.680	8:34:14.435
5	56.339	+0.682	8:35:10.774
6	56.250	+0.593	8:36:07.024
7	56.117	+0.460	8:37:03.141
8	55.657		8:37:58.798
9	1:48.275	+52.618	8:39:47.073

Lap	Lap Tm	Diff	Time of Day
(12) Colin Hufnagel			
1	1:00.891	+4.785	8:31:07.428
2	59.221	+3.115	8:32:06.649
3	58.548	+2.442	8:33:05.197
4	57.825	+1.719	8:34:03.022
5	56.956	+0.850	8:34:59.978
6	56.527	+0.421	8:35:56.505
7	56.106		8:36:52.611
8	56.660	+0.554	8:37:49.271
9	1:26.715	+30.609	8:39:15.986

Lap	Lap Tm	Diff	Time of Day
(38) Kevin Forster			

Zeitnahmekommissar & Auswertung

Orbits

Rennleiter



NAKC Fassberg


Einsteiger

Faßberg 0,880 Km

Warm up Gr.2

15.05.2011 08:26

Training started at 8:29:10



Lap	Lap Tm	Diff	Time of Day
1	1:03.003	+6.046	8:31:12.272
2	1:01.194	+4.237	8:32:13.466
3	58.947	+1.990	8:33:12.413
4	59.049	+2.092	8:34:11.462
5	59.119	+2.162	8:35:10.581
6	58.569	+1.612	8:36:09.150
7	56.957		8:37:06.107
8	57.472	+0.515	8:38:03.579
9	1:32.690	+35.733	8:39:36.269

Lap	Lap Tm	Diff	Time of Day
-----	--------	------	-------------

Lap	Lap Tm	Diff	Time of Day
-----	--------	------	-------------



ADAC Mini Bike Cup

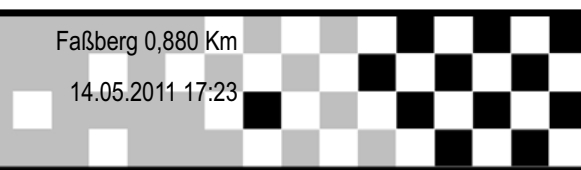
NAKC Fassberg

Nach Runden sortiert

Einsteiger Faßberg 0,880 Km

A-Finale Rennen 1 14.05.2011 17:23

Rennen (15 Runden) started at 17:24:53



Pos.	St.Nr.	Name	Ort	Nat.	tunden	Gesamtzeit	Fahrzeug	Team
1	54	Matyas Bílek	Milovice	CZ	15	12:50.013	NSR 50	Rohac@Fejta motoracingteam
2	18	Tim Georgi	Berlin	GE	15	12:50.520	NSR 50	ADAC Berlin Brandenburg e.V.
3	14	Matthias Meggle	Dietmannsried	GE	15	12:52.006	NSR 50	Team Zweirad Meggle
4	27	Robin Jöger			15	12:52.610	NSR 100	
5	30	Christopher Kogelbauer	Langenfeld	GE	15	12:58.932	NSR 50	SK RACING TEAM
6	51	Patrik Tomes	Veresegyhaz	HL	15	13:15.986	NSR 50	-
7	16	Jonas Hähle	Erlbach-Kirchberg	GE	15	13:20.022	NSR 50	ADAC Racing Team AMC Sari
8	10	Lucas Geitner	Wernberg Köblitz	GE	15	13:23.900	NSR 50	ADAC Team Nordbayern e.V.
9	9	Moritz Jenkner			15	13:23.956	NSR 100	
10	55	Kevin Sieder	Wieselburg	AL	15	13:25.789	NSR 50	-
11	34	Giuseppe Inverso	Bad Vilbel	GE	15	13:28.133	NSR 50	Giuseppe-Racing
12	3	Timon Salewski	Bardowick	GE	15	13:31.821	NSR 50	Müller Motorradteile
13	31	Adrian Hähle	Erlbach-Kirchberg	GE	15	13:34.368	NSR 50	ADAC Racing Team AMC Sari
14	32	Robin Nickel	Duisburg	GE	15	13:39.719	NSR 50	-
15	5	Leon Czichos	Stadland	GE	14	12:56.191	NSR 50	-
16	20	Philip Jork	Naumburg	GE	14	12:57.622	NSR 50	1. MSC Jena e.V.
17	38	Kevin Forster	Wernberg-Köblitz	GE	14	13:00.050	NSR 50	ADAC Nordbayern e.V.
18	12	Colin Hufnagel	Erzhausen	GE	14	13:19.087	NSR 50	ADAC Hessen Thüringen e.V.

Nicht Klassifiziert (75% = 12 Runden)

NF	23	Maximilian Sohnius			13	11:10.089	NSR 100	
NF	7	Toni Erhard			10	9:35.650	NSR 100	

Margin of Victory	Avg. Speed	Best Lap Tm	Best Spd	Best Lap by
0.507	61,713	50.038	63,312	27 - Robin Jöger

Zeitnahmekommissar & Auswertung

Orbits

Rennleiter



NAKC Fassberg

Faßberg 0,880 Km

14.05.2011 17:23



Einsteiger

A-Finale Rennen 1

Rennen (15 Runden) started at 17:24:53

Lap	Lap Tm	Diff	Time of Day
(54) Matyas Bilek			
1	54.890	+4.786	17:25:48.771
2	52.422	+2.318	17:26:41.193
3	51.972	+1.868	17:27:33.165
4	51.450	+1.346	17:28:24.615
5	50.399	+0.295	17:29:15.014
6	50.658	+0.554	17:30:05.672
7	50.552	+0.448	17:30:56.224
8	50.581	+0.477	17:31:46.805
9	51.395	+1.291	17:32:38.200
10	50.878	+0.774	17:33:29.078
11	50.104		17:34:19.182
12	50.539	+0.435	17:35:09.721
13	51.569	+1.465	17:36:01.290
14	50.950	+0.846	17:36:52.240
15	51.339	+1.235	17:37:43.579

(18) Tim Georgi			
1	56.131	+6.072	17:25:49.697
2	52.652	+2.593	17:26:42.349
3	51.499	+1.440	17:27:33.848
4	51.177	+1.118	17:28:25.025
5	50.614	+0.555	17:29:15.639
6	50.304	+0.245	17:30:05.943
7	50.987	+0.928	17:30:56.930
8	50.347	+0.288	17:31:47.277
9	51.238	+1.179	17:32:38.515
10	50.904	+0.845	17:33:29.419
11	50.204	+0.145	17:34:19.623
12	50.361	+0.302	17:35:09.984
13	52.044	+1.985	17:36:02.028
14	51.999	+1.940	17:36:54.027
15	50.059		17:37:44.086

(14) Matthias Meggle			
1	55.166	+4.803	17:25:50.404
2	52.225	+1.862	17:26:42.629
3	51.799	+1.436	17:27:34.428
4	51.136	+0.773	17:28:25.564
5	50.688	+0.325	17:29:16.252
6	50.561	+0.198	17:30:06.813
7	50.836	+0.473	17:30:57.649
8	50.607	+0.244	17:31:48.256
9	50.811	+0.448	17:32:39.067
10	51.519	+1.156	17:33:30.586
11	50.363		17:34:20.949
12	50.487	+0.124	17:35:11.436
13	51.446	+1.083	17:36:02.882
14	52.308	+1.945	17:36:55.190
15	50.382	+0.019	17:37:45.572

(27) Robin Jöger			
1	55.486	+5.448	17:25:50.585
2	52.832	+2.794	17:26:43.417
3	51.578	+1.540	17:27:34.995
4	51.151	+1.113	17:28:26.146
5	50.519	+0.481	17:29:16.665
6	50.762	+0.724	17:30:07.427
7	50.960	+0.922	17:30:58.387
8	50.459	+0.421	17:31:48.846
9	51.174	+1.136	17:32:40.020
10	52.720	+2.682	17:33:32.740
11	50.525	+0.487	17:34:23.265
12	50.038		17:35:13.303
13	50.147	+0.109	17:36:03.450

14	51.943	+1.905	17:36:55.393
15	50.783	+0.745	17:37:46.176

(30) Christopher Kogelbauer			
1	56.161	+5.600	17:25:51.186
2	51.832	+1.271	17:26:43.018
3	51.683	+1.122	17:27:34.701
4	51.142	+0.581	17:28:25.843
5	50.640	+0.079	17:29:16.483
6	50.656	+0.095	17:30:07.139
7	50.701	+0.140	17:30:57.840
8	50.561		17:31:48.401
9	51.091	+0.530	17:32:39.492
10	53.491	+2.930	17:33:32.983
11	52.007	+1.446	17:34:24.990
12	50.961	+0.400	17:35:15.951
13	51.269	+0.708	17:36:07.220
14	51.907	+1.346	17:36:59.127
15	53.371	+2.810	17:37:52.498

(51) Patrik Tomes			
1	57.689	+6.151	17:25:54.208
2	54.216	+2.678	17:26:48.424
3	54.169	+2.631	17:27:42.593
4	53.366	+1.828	17:28:35.959
5	52.621	+1.083	17:29:28.580
6	52.932	+1.394	17:30:21.512
7	51.972	+0.434	17:31:13.484
8	52.353	+0.815	17:32:05.837
9	52.518	+0.980	17:32:58.355
10	51.836	+0.298	17:33:50.191
11	51.935	+0.397	17:34:42.126
12	52.404	+0.866	17:35:34.530
13	51.538		17:36:26.068
14	51.612	+0.074	17:37:17.680
15	51.872	+0.334	17:38:09.552

(16) Jonas Hähle			
1	59.103	+7.314	17:25:55.562
2	54.345	+2.556	17:26:49.907
3	53.441	+1.652	17:27:43.348
4	53.672	+1.883	17:28:37.020
5	53.967	+2.178	17:29:30.987
6	52.411	+0.622	17:30:23.398
7	52.649	+0.860	17:31:16.047
8	52.292	+0.503	17:32:08.339
9	51.862	+0.073	17:33:00.201
10	52.083	+0.294	17:33:52.284
11	51.789		17:34:44.073
12	52.416	+0.627	17:35:36.489
13	51.879	+0.090	17:36:28.368
14	52.826	+1.037	17:37:21.194
15	52.394	+0.605	17:38:13.588

(10) Lucas Geitner			
1	58.090	+6.158	17:25:53.925
2	54.238	+2.306	17:26:48.163
3	54.006	+2.074	17:27:42.169
4	53.531	+1.599	17:28:35.700
5	53.586	+1.654	17:29:29.286
6	52.894	+0.962	17:30:22.180
7	53.417	+1.485	17:31:15.597
8	53.209	+1.277	17:32:08.806
9	52.668	+0.736	17:33:01.474
10	52.343	+0.411	17:33:53.817
11	51.932		17:34:45.749

12	53.118	+1.186	17:35:38.867
13	52.440	+0.508	17:36:31.307
14	53.773	+1.841	17:37:25.080
15	52.386	+0.454	17:38:17.466

(9) Moritz Jenkner			
1	59.104	+6.985	17:25:54.862
2	53.690	+1.571	17:26:48.552
3	54.152	+2.033	17:27:42.704
4	53.549	+1.430	17:28:36.253
5	53.387	+1.268	17:29:29.641
6	52.688	+0.569	17:30:22.329
7	54.532	+2.413	17:31:16.861
8	52.119		17:32:08.980
9	52.812	+0.693	17:33:01.792
10	52.319	+0.200	17:33:54.111
11	52.842	+0.723	17:34:46.953
12	52.531	+0.412	17:35:39.484
13	52.550	+0.431	17:36:32.034
14	53.047	+0.928	17:37:25.081
15	52.440	+0.321	17:38:17.522

(55) Kevin Sieder			
1	58.902	+6.957	17:25:54.590
2	54.710	+2.765	17:26:49.300
3	53.813	+1.868	17:27:43.113
4	53.773	+1.828	17:28:36.886
5	53.655	+1.710	17:29:30.541
6	52.446	+0.501	17:30:22.987
7	54.209	+2.264	17:31:17.196
8	52.387	+0.442	17:32:09.583
9	52.514	+0.569	17:33:02.097
10	52.392	+0.447	17:33:54.489
11	51.945		17:34:46.434
12	52.677	+0.732	17:35:39.111
13	53.522	+1.577	17:36:32.633
14	52.664	+0.719	17:37:25.297
15	54.058	+2.113	17:38:19.355

(34) Giuseppe Inverso			
1	58.803	+6.111	17:25:56.376
2	54.377	+1.685	17:26:50.753
3	53.463	+0.771	17:27:44.216
4	53.444	+0.752	17:28:37.660
5	53.678	+0.986	17:29:31.338
6	52.925	+0.233	17:30:24.263
7	53.297	+0.605	17:31:17.560
8	53.155	+0.463	17:32:10.715
9	52.692		17:33:03.407
10	52.848	+0.156	17:33:56.255
11	52.778	+0.086	17:34:49.033
12	53.104	+0.412	17:35:42.137
13	53.103	+0.411	17:36:35.240
14	53.003	+0.311	17:37:28.243
15	53.456	+0.764	17:38:21.699

(3) Timon Salewski			
1	1:04.239	+12.519	17:26:01.595
2	57.498	+5.778	17:26:59.093
3	55.576	+3.856	17:27:54.669
4	54.003	+2.283	17:28:48.672
5	52.744	+1.024	17:29:41.416
6	53.429	+1.709	17:30:34.845
7	52.511	+0.791	17:31:27.356
8	52.139	+0.419	17:32:19.495
9	52.631	+0.911	17:33:12.126

Zeitnahmekommissar & Auswertung

Orbits

Rennleiter



NAKC Fassberg


Einsteiger

Faßberg 0,880 Km

A-Finale Rennen 1

14.05.2011 17:23

Rennen (15 Runden) started at 17:24:53



Lap	Lap Tm	Diff	Time of Day
10	51.720		17:34:03.846
11	51.970	+0.250	17:34:55.816
12	52.347	+0.627	17:35:48.163
13	52.657	+0.937	17:36:40.820
14	52.545	+0.825	17:37:33.365
15	52.022	+0.302	17:38:25.387

(31) Adrian Hähle

1	1:00.554	+7.943	17:25:57.792
2	54.344	+1.733	17:26:52.136
3	53.627	+1.016	17:27:45.763
4	53.307	+0.696	17:28:39.070
5	54.130	+1.519	17:29:33.200
6	53.528	+0.917	17:30:26.728
7	53.477	+0.866	17:31:20.205
8	53.258	+0.647	17:32:13.463
9	53.667	+1.056	17:33:07.130
10	53.429	+0.818	17:34:00.559
11	53.432	+0.821	17:34:53.991
12	53.744	+1.133	17:35:47.735
13	52.611		17:36:40.346
14	54.364	+1.753	17:37:34.710
15	53.224	+0.613	17:38:27.934

(32) Robin Nickel

1	1:01.990	+9.298	17:25:59.441
2	54.636	+1.944	17:26:54.077
3	55.329	+2.637	17:27:49.406
4	55.519	+2.827	17:28:44.925
5	53.844	+1.152	17:29:38.769
6	53.580	+0.888	17:30:32.349
7	53.021	+0.329	17:31:25.370
8	52.920	+0.228	17:32:18.290
9	52.692		17:33:10.982
10	53.905	+1.213	17:34:04.887
11	53.196	+0.504	17:34:58.083
12	53.367	+0.675	17:35:51.450
13	53.527	+0.835	17:36:44.977
14	53.409	+0.717	17:37:38.386
15	54.899	+2.207	17:38:33.285

(5) Leon Czichos

1	1:03.425	+10.291	17:26:01.422
2	57.864	+4.730	17:26:59.286
3	56.825	+3.691	17:27:56.111
4	54.233	+1.099	17:28:50.344
5	53.657	+0.523	17:29:44.001
6	53.477	+0.343	17:30:37.478
7	54.091	+0.957	17:31:31.569
8	53.787	+0.653	17:32:25.356
9	54.324	+1.190	17:33:19.680
10	54.220	+1.086	17:34:13.900
11	53.134		17:35:07.034
12	54.668	+1.534	17:36:01.702
13	54.537	+1.403	17:36:56.239
14	53.518	+0.384	17:37:49.757

(20) Philip Jork

1	1:03.849	+10.448	17:26:01.082
2	57.752	+4.351	17:26:58.834
3	55.593	+2.192	17:27:54.427
4	54.075	+0.674	17:28:48.502
5	54.722	+1.321	17:29:43.224
6	53.590	+0.189	17:30:36.814
7	53.983	+0.582	17:31:30.797
8	54.019	+0.618	17:32:24.816

Lap	Lap Tm	Diff	Time of Day
9	54.610	+1.209	17:33:19.426
10	53.878	+0.477	17:34:13.304
11	53.401		17:35:06.705
12	54.464	+1.063	17:36:01.169
13	55.879	+2.478	17:36:57.048
14	54.140	+0.739	17:37:51.188

(38) Kevin Forster

1	59.984	+5.684	17:25:57.485
2	56.105	+1.805	17:26:53.590
3	55.663	+1.363	17:27:49.253
4	55.345	+1.045	17:28:44.598
5	55.335	+1.035	17:29:39.933
6	54.735	+0.435	17:30:34.668
7	55.203	+0.903	17:31:29.871
8	54.426	+0.126	17:32:24.297
9	54.597	+0.297	17:33:18.894
10	54.968	+0.668	17:34:13.862
11	54.300		17:35:08.162
12	54.611	+0.311	17:36:02.773
13	56.257	+1.957	17:36:59.030
14	54.586	+0.286	17:37:53.616

(12) Colin Hufnagel

1	1:04.761	+9.831	17:26:02.834
2	57.740	+2.810	17:27:00.574
3	57.517	+2.587	17:27:58.091
4	57.559	+2.629	17:28:55.650
5	55.809	+0.879	17:29:51.459
6	56.450	+1.520	17:30:47.909
7	55.164	+0.234	17:31:43.073
8	55.061	+0.131	17:32:38.134
9	56.319	+1.389	17:33:34.453
10	55.507	+0.577	17:34:29.960
11	54.930		17:35:24.890
12	55.097	+0.167	17:36:19.987
13	55.910	+0.980	17:37:15.897
14	56.756	+1.826	17:38:12.653

(23) Maximilian Sohnius

1	56.250	+6.318	17:25:51.695
2	52.130	+2.198	17:26:43.825
3	51.825	+1.893	17:27:35.650
4	51.278	+1.346	17:28:26.928
5	50.911	+0.979	17:29:17.839
6	50.303	+0.371	17:30:08.142
7	50.792	+0.860	17:30:58.934
8	50.418	+0.486	17:31:49.352
9	50.477	+0.545	17:32:39.829
10	52.909	+2.977	17:33:32.738
11	50.960	+1.028	17:34:23.698
12	49.932		17:35:13.630
13	50.025	+0.093	17:36:03.655

(7) Toni Erhard

1	1:03.418	+8.220	17:26:00.538
2	58.079	+2.881	17:26:58.617
3	59.094	+3.896	17:27:57.711
4	56.364	+1.166	17:28:54.075
5	55.361	+0.163	17:29:49.436
6	55.198		17:30:44.634
7	55.230	+0.032	17:31:39.864
8	55.834	+0.636	17:32:35.698
9	57.041	+1.843	17:33:32.739
10	56.477	+1.279	17:34:29.216

Zeitnahmekommissar & Auswertung

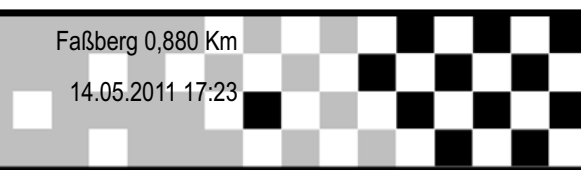
Orbits

Rennleiter



NAKC Fassberg
Nach Runden sortiert

Einsteiger Faßberg 0,880 Km
 A-Finale Rennen 1 14.05.2011 17:23
 Rennen (15 Runden) started at 17:24:53



Pos.	St.Nr.	Name	Ort	Nat.	tunden	Gesamtzeit	Fahrzeug	Team
Ein								
1	54	Matyas Bílek	Milovice	CZ	15	12:50.013	NSR 50	Rohac@Fejta motoracingteam
2	18	Tim Georgi	Berlin	GE	15	12:50.520	NSR 50	ADAC Berlin Brandenburg e.V.
3	14	Matthias Meggle	Dietmannsried	GE	15	12:52.006	NSR 50	Team Zweirad Meggle
4	30	Christopher Kogelbauer	Langenfeld	GE	15	12:58.932	NSR 50	SK RACING TEAM
5	51	Patrik Tomes	Veresegyhaz	HL	15	13:15.986	NSR 50	-
6	16	Jonas Hähle	Erlbach-Kirchberg	GE	15	13:20.022	NSR 50	ADAC Racing Team AMC Sari
7	10	Lucas Geitner	Wernberg Köblitz	GE	15	13:23.900	NSR 50	ADAC Team Nordbayern e.V.
8	55	Kevin Sieder	Wieselburg	AL	15	13:25.789	NSR 50	-
9	34	Giuseppe Inverso	Bad Vilbel	GE	15	13:28.133	NSR 50	Giuseppe-Racing
10	3	Timon Salewski	Bardowick	GE	15	13:31.821	NSR 50	Müller Motorradteile
11	31	Adrian Hähle	Erlbach-Kirchberg	GE	15	13:34.368	NSR 50	ADAC Racing Team AMC Sari
12	32	Robin Nickel	Duisburg	GE	15	13:39.719	NSR 50	-
13	5	Leon Czichos	Stadland	GE	14	12:56.191	NSR 50	-
14	20	Philip Jork	Naumburg	GE	14	12:57.622	NSR 50	1. MSC Jena e.V.
15	38	Kevin Forster	Wernberg-Köblitz	GE	14	13:00.050	NSR 50	ADAC Nordbayern e.V.
16	12	Colin Hufnagel	Erzhausen	GE	14	13:19.087	NSR 50	ADAC Hessen Thüringen e.V.

Ein 100								
1	27	Robin Jöger			15	12:52.610	NSR 100	
2	9	Moritz Jenkner			15	13:23.956	NSR 100	

Nicht Klassifiziert (75% = 12 Runden)

NF	23	Maximilian Sohnus			13	11:10.089	NSR 100	
NF	7	Toni Erhard			10	9:35.650	NSR 100	

Margin of Victory	Avg. Speed	Best Lap Tm	Best Spd	Best Lap by
0.507	61,713	50.038	63,312	27 - Robin Jöger

Zeitnahmekommissar & Auswertung Orbits
 Rennleiter





ADAC Mini Bike Cup

NAKC Fassberg

Nach Runden sortiert


Einsteiger

Faßberg 0,880 Km

B-Finale Rennen 2

14.05.2011 17:40

Rennen (13 Runden) started at 17:45:40



Pos.	St.Nr.	Name	Ort	Runden	Gesamtzeit	Fahrzeug	Team
1	52	Mark Babonics		13	12:36.198	NSR 50	
2	26	Jennifer Küther	Heroldstatt	13	12:39.807	NSR 50	PBIG-München e.V. im DM
3	8	Dominic Kassner	Chemnitz	13	13:15.333	NSR 50	ADAC Sachsen e.V.
4	1	Nik Kogelbauer	Langenfeld	13	13:19.771	NSR 50	SK RACING TEAM
5	25	Selina Liebschner	Untersiemau	12	13:10.413	NSR 50	ADAC Team Nordbayern e.V.
6	2	Lukas Franke	Naumburg	12	13:34.560	NSR 50	ADAC Racing Team AMC Sari
7	4	Sophia Liebschner	Untersiemau	11	12:56.723	NSR 50	ADAC Team Nordbayern e.V.
8	6	Aaron Schäfer	Schorndorf-Buhlbro	11	13:28.892	NSR 50	ADAC Württemberg e.V.

Vorsprung	Durchschnitts Geschwindigkeit	Beste Rundenzeit	Beste Geschw.	Beste Runde von
3.609	54,462	55.486	57,095	26 - Jennifer Küther

Zeitnahmekommissar & Auswertung

Orbits

Rennleiter

George Frub



NAKC Fassberg
Nach Runden sortiert

Einsteiger Faßberg 0,880 Km
 A-Finale Rennen 4 15.05.2011 11:43
 Rennen (15 Runden) started at 11:47:24



Pos.	St.Nr.	Name	Ort	Nat.	tunden	Gesamtzeit	Fahrzeug	Team
1	27	Robin Jöger			15	12:51.120	NSR 100	
2	54	Matyas Bílek	Milovice	CZ	15	12:52.604	NSR 50	Rohac@Fejta motoracingteam
3	14	Matthias Meggle	Dietmannsried	GE	15	12:53.050	NSR 50	Team Zweirad Meggle
4	23	Maximilian Sohnius			15	13:00.379	NSR 100	
5	9	Moritz Jenkner			15	13:12.777	NSR 100	
6	55	Kevin Sieder	Wieselburg	AL	15	13:18.982	NSR 50	-
7	18	Tim Georgi	Berlin	GE	15	13:19.926	NSR 50	ADAC Berlin Brandenburg e.V.
8	16	Jonas Hähle	Erlbach-Kirchberg	GE	15	13:20.255	NSR 50	ADAC Racing Team AMC Sari
9	34	Giuseppe Inverso	Bad Vilbel	GE	15	13:26.296	NSR 50	Giuseppe-Racing
10	51	Patrik Tomes	Veresegehaz	HL	15	13:26.777	NSR 50	-
11	10	Lucas Geitner	Wernberg Köblitz	GE	15	13:31.582	NSR 50	ADAC Team Nordbayern e.V.
12	3	Timon Salewski	Bardowick	GE	15	13:33.780	NSR 50	Müller Motorradteile
13	5	Leon Czichos	Stadland	GE	14	12:58.430	NSR 50	-
14	31	Adrian Hähle	Erlbach-Kirchberg	GE	14	12:59.850	NSR 50	ADAC Racing Team AMC Sari
15	38	Kevin Forster	Wernberg-Köblitz	GE	14	13:15.473	NSR 50	ADAC Nordbayern e.V.
16	32	Robin Nickel	Duisburg	GE	14	13:32.777	NSR 50	-
17	12	Colin Hufnagel	Erzhausen	GE	14	13:46.287	NSR 50	ADAC Hessen Thüringen e.V.
18	20	Philip Jork	Naumburg	GE	14	13:46.924	NSR 50	1. MSC Jena e.V.
19	7	Toni Erhard			13	13:32.246	NSR 100	
Nicht Klassifiziert (75% = 12 Runden)								
	30	Christopher Kogelbauer	Langenfeld	GE	10	12:57.618	NSR 50	SK RACING TEAM

Bemerkungen
 #10 +10sec. wegen Frühstart

Margin of Victory	Avg. Speed	Best Lap Tm	Best Spd	Best Lap by
1.484	61,625	49.473	64,035	27 - Robin Jöger

Zeitnahmekommissar & Auswertung Orbits
 Rennleiter



NAKC Fassberg

Faßberg 0,880 Km

15.05.2011 11:43



Einsteiger

A-Finale Rennen 4

Rennen (15 Runden) started at 11:47:24

Lap	Lap Tm	Diff	Time of Day
(27) Robin Jöger			
1	56.631	+7.158	11:48:22.012
2	53.562	+4.089	11:49:15.574
3	53.075	+3.602	11:50:08.649
4	51.423	+1.950	11:51:00.072
5	50.405	+0.932	11:51:50.477
6	51.131	+1.658	11:52:41.608
7	52.333	+2.860	11:53:33.941
8	50.814	+1.341	11:54:24.755
9	51.155	+1.682	11:55:15.910
10	49.967	+0.494	11:56:05.877
11	50.465	+0.992	11:56:56.342
12	50.204	+0.731	11:57:46.546
13	50.008	+0.535	11:58:36.554
14	49.473		11:59:26.027
15	49.914	+0.441	12:00:15.941

(54) Matyas Bilek			
1	54.850	+4.736	11:48:19.850
2	52.302	+2.188	11:49:12.152
3	51.630	+1.516	11:50:03.782
4	51.085	+0.971	11:50:54.867
5	51.036	+0.922	11:51:45.903
6	50.943	+0.829	11:52:36.846
7	52.832	+2.718	11:53:29.678
8	50.114		11:54:19.792
9	52.200	+2.086	11:55:11.992
10	50.990	+0.876	11:56:02.982
11	50.747	+0.633	11:56:53.729
12	51.848	+1.734	11:57:45.577
13	51.515	+1.401	11:58:37.092
14	50.149	+0.035	11:59:27.241
15	50.184	+0.070	12:00:17.425

(14) Matthias Meggle			
1	55.888	+5.960	11:48:21.720
2	52.787	+2.859	11:49:14.507
3	51.951	+2.023	11:50:06.458
4	51.777	+1.849	11:50:58.235
5	51.357	+1.429	11:51:49.592
6	51.753	+1.825	11:52:41.345
7	52.385	+2.457	11:53:33.730
8	50.838	+0.910	11:54:24.568
9	50.787	+0.859	11:55:15.355
10	50.343	+0.415	11:56:05.698
11	50.390	+0.462	11:56:56.088
12	51.264	+1.336	11:57:47.352
13	50.296	+0.368	11:58:37.648
14	50.295	+0.367	11:59:27.943
15	49.928		12:00:17.871

(23) Maximilian Sohnus			
1	56.445	+6.362	11:48:22.190
2	53.830	+3.747	11:49:16.020
3	53.894	+3.811	11:50:09.914
4	52.528	+2.445	11:51:02.442
5	51.534	+1.451	11:51:53.976
6	51.416	+1.333	11:52:45.392
7	51.639	+1.556	11:53:37.031
8	51.830	+1.747	11:54:28.861
9	50.640	+0.557	11:55:19.501
10	51.577	+1.494	11:56:11.078
11	50.083		11:57:01.161
12	51.293	+1.210	11:57:52.454
13	50.117	+0.034	11:58:42.571

14	50.879	+0.796	11:59:33.450
15	51.750	+1.667	12:00:25.200

(9) Moritz Jenkner			
1	55.893	+4.739	11:48:22.189
2	52.739	+1.585	11:49:14.928
3	56.993	+5.839	11:50:11.922
4	53.460	+2.306	11:51:05.382
5	53.505	+2.351	11:51:58.887
6	53.680	+2.526	11:52:52.567
7	51.347	+0.193	11:53:43.915
8	51.154		11:54:35.069
9	51.669	+0.515	11:55:26.738
10	52.191	+1.037	11:56:18.929
11	51.605	+0.451	11:57:10.534
12	51.573	+0.419	11:58:02.107
13	51.631	+0.477	11:58:53.738
14	51.915	+0.761	11:59:45.653
15	51.944	+0.790	12:00:37.598

(55) Kevin Sieder			
1	58.302	+7.301	11:48:24.373
2	54.140	+3.139	11:49:18.513
3	53.838	+2.837	11:50:12.351
4	53.423	+2.422	11:51:05.774
5	53.412	+2.411	11:51:59.186
6	53.382	+2.381	11:52:52.568
7	52.662	+1.661	11:53:45.230
8	52.367	+1.366	11:54:37.597
9	53.312	+2.311	11:55:30.909
10	53.956	+2.955	11:56:24.865
11	52.057	+1.056	11:57:16.922
12	51.973	+0.972	11:58:08.895
13	52.133	+1.132	11:59:01.028
14	51.774	+0.773	11:59:52.802
15	51.001		12:00:43.803

(18) Tim Georgi			
1	54.493	+4.065	11:48:19.314
2	52.492	+2.064	11:49:11.806
3	51.379	+0.951	11:50:03.185
4	51.227	+0.799	11:50:54.412
5	50.832	+0.404	11:51:45.244
6	51.345	+0.917	11:52:36.589
7	52.111	+1.683	11:53:28.700
8	50.428		11:54:19.128
9	1:13.739	+23.311	11:55:32.867
10	54.610	+4.182	11:56:27.477
11	51.784	+1.356	11:57:19.261
12	50.767	+0.339	11:58:10.028
13	51.585	+1.157	11:59:01.613
14	52.400	+1.972	11:59:54.013
15	50.734	+0.306	12:00:44.747

(16) Jonas Hähle			
1	59.337	+8.346	11:48:26.049
2	54.770	+3.779	11:49:20.819
3	54.060	+3.069	11:50:14.879
4	54.138	+3.147	11:51:09.017
5	53.689	+2.698	11:52:02.706
6	52.459	+1.468	11:52:55.165
7	52.105	+1.114	11:53:47.270
8	52.405	+1.414	11:54:39.675
9	52.791	+1.800	11:55:32.466
10	52.950	+1.959	11:56:25.416
11	51.781	+0.790	11:57:17.197

12	52.050	+1.059	11:58:09.247
13	53.124	+2.133	11:59:02.371
14	51.714	+0.723	11:59:54.085
15	50.991		12:00:45.076

(34) Giuseppe Inverso			
1	57.347	+4.927	11:48:25.033
2	54.323	+1.903	11:49:19.356
3	54.140	+1.720	11:50:13.496
4	53.873	+1.453	11:51:07.369
5	53.367	+0.947	11:52:00.736
6	53.445	+1.025	11:52:54.181
7	53.383	+0.963	11:53:47.564
8	52.926	+0.506	11:54:40.490
9	52.834	+0.414	11:55:33.324
10	52.992	+0.572	11:56:26.316
11	52.624	+0.204	11:57:18.940
12	52.572	+0.152	11:58:11.512
13	53.629	+1.209	11:59:05.141
14	52.420		11:59:57.561
15	53.556	+1.136	12:00:51.117

(51) Patrik Tomes			
1	59.099	+7.136	11:48:26.333
2	55.562	+3.599	11:49:21.895
3	53.651	+1.688	11:50:15.546
4	53.766	+1.803	11:51:09.312
5	53.579	+1.616	11:52:02.891
6	52.811	+0.848	11:52:55.702
7	52.287	+0.324	11:53:47.989
8	52.831	+0.868	11:54:40.820
9	52.759	+0.796	11:55:33.579
10	54.535	+2.572	11:56:28.114
11	51.963		11:57:20.077
12	52.206	+0.243	11:58:12.283
13	53.047	+1.084	11:59:05.330
14	52.373	+0.410	11:59:57.703
15	53.895	+1.932	12:00:51.598

(10) Lucas Geitner			
1	57.321	+5.133	11:48:23.936
2	53.782	+1.594	11:49:17.718
3	53.790	+1.602	11:50:11.508
4	53.584	+1.396	11:51:05.092
5	53.483	+1.295	11:51:58.575
6	53.212	+1.024	11:52:51.787
7	53.270	+1.082	11:53:45.057
8	52.312	+0.124	11:54:37.369
9	53.192	+1.004	11:55:30.561
10	53.800	+1.612	11:56:24.361
11	52.222	+0.034	11:57:16.583
12	52.188		11:58:08.771
13	52.464	+0.276	11:59:01.235
14	52.912	+0.724	11:59:54.147
15	52.256	+0.068	12:00:46.403

(3) Timon Salewski			
1	1:03.897	+11.698	11:48:31.565
2	56.437	+4.238	11:49:28.002
3	55.669	+3.470	11:50:23.671
4	53.100	+0.901	11:51:16.771
5	53.594	+1.395	11:52:10.365
6	52.772	+0.573	11:53:03.137
7	52.839	+0.640	11:53:55.976
8	52.580	+0.381	11:54:48.556
9	53.393	+1.194	11:55:41.949

Zeitnahmekommissar & Auswertung

Orbits


Rennleiter



NAKC Fassberg

Faßberg 0,880 Km

15.05.2011 11:43



Einsteiger

A-Finale Rennen 4

Rennen (15 Runden) started at 11:47:24

Lap	Lap Tm	Diff	Time of Day
10	52.872	+0.673	11:56:34.821
11	52.788	+0.589	11:57:27.609
12	53.624	+1.425	11:58:21.233
13	52.199		11:59:13.432
14	52.205	+0.006	12:00:05.637
15	52.964	+0.765	12:00:58.601

(5) Leon Czichos

1	1:02.826	+9.152	11:48:31.018
2	57.570	+3.896	11:49:28.588
3	56.496	+2.822	11:50:25.084
4	55.542	+1.868	11:51:20.626
5	54.603	+0.929	11:52:15.229
6	54.028	+0.354	11:53:09.257
7	54.465	+0.791	11:54:03.722
8	54.431	+0.757	11:54:58.153
9	54.252	+0.578	11:55:52.405
10	54.892	+1.218	11:56:47.297
11	53.674		11:57:40.971
12	54.341	+0.667	11:58:35.312
13	53.757	+0.083	11:59:29.069
14	54.182	+0.508	12:00:23.251

(31) Adrian Hähle

1	1:02.945	+9.898	11:48:30.711
2	59.151	+6.104	11:49:29.862
3	55.493	+2.446	11:50:25.355
4	1:00.265	+7.218	11:51:25.620
5	55.079	+2.032	11:52:20.699
6	54.563	+1.516	11:53:15.262
7	54.683	+1.636	11:54:09.945
8	54.039	+0.992	11:55:03.984
9	53.653	+0.606	11:55:57.637
10	53.679	+0.632	11:56:51.316
11	53.690	+0.643	11:57:45.006
12	53.541	+0.494	11:58:38.547
13	53.077	+0.030	11:59:31.624
14	53.047		12:00:24.671

(38) Kevin Forster

1	1:03.537	+8.861	11:48:31.486
2	59.209	+4.533	11:49:30.695
3	57.328	+2.652	11:50:28.023
4	57.152	+2.476	11:51:25.175
5	56.327	+1.651	11:52:21.502
6	55.923	+1.247	11:53:17.425
7	56.071	+1.395	11:54:13.496
8	55.290	+0.614	11:55:08.786
9	55.399	+0.723	11:56:04.185
10	55.062	+0.386	11:56:59.247
11	54.676		11:57:53.923
12	55.524	+0.848	11:58:49.447
13	55.025	+0.349	11:59:44.472
14	55.822	+1.146	12:00:40.294

(32) Robin Nickel

1	1:04.414	+9.780	11:48:32.416
2	1:01.605	+6.971	11:49:34.021
3	1:00.318	+5.684	11:50:34.339
4	1:03.337	+8.703	11:51:37.676
5	57.834	+3.200	11:52:35.510
6	56.683	+2.049	11:53:32.193
7	59.041	+4.407	11:54:31.234
8	54.795	+0.161	11:55:26.029
9	54.634		11:56:20.663
10	54.757	+0.123	11:57:15.420

Lap	Lap Tm	Diff	Time of Day
11	55.686	+1.052	11:58:11.106
12	55.428	+0.794	11:59:06.534
13	55.743	+1.109	12:00:02.277
14	55.321	+0.687	12:00:57.598

(12) Colin Hufnagel

1	1:05.575	+9.782	11:48:33.985
2	59.367	+3.574	11:49:33.352
3	59.864	+4.071	11:50:33.216
4	1:00.550	+4.757	11:51:33.766
5	59.578	+3.785	11:52:33.344
6	58.483	+2.690	11:53:31.827
7	59.404	+3.611	11:54:31.231
8	57.900	+2.107	11:55:29.131
9	1:00.030	+4.237	11:56:29.161
10	56.877	+1.084	11:57:26.038
11	56.649	+0.856	11:58:22.687
12	56.435	+0.642	11:59:19.122
13	56.193	+0.400	12:00:15.315
14	55.793		12:01:11.108

(20) Philip Jork

1	1:02.916	+7.366	11:48:30.561
2	57.073	+1.523	11:49:27.634
3	57.159	+1.609	11:50:24.793
4	1:19.132	+23.582	11:51:43.925
5	56.394	+0.844	11:52:40.319
6	56.575	+1.025	11:53:36.894
7	55.947	+0.397	11:54:32.841
8	57.587	+2.037	11:55:30.428
9	59.379	+3.829	11:56:29.807
10	56.620	+1.070	11:57:26.427
11	57.396	+1.846	11:58:23.823
12	55.550		11:59:19.373
13	56.383	+0.833	12:00:15.756
14	55.989	+0.439	12:01:11.745

(7) Toni Erhard

1	1:02.943	+2.108	11:48:30.342
2	1:02.424	+1.589	11:49:32.766
3	1:01.306	+0.471	11:50:34.072
4	1:04.292	+3.457	11:51:38.364
5	1:01.592	+0.757	11:52:39.956
6	1:01.078	+0.243	11:53:41.034
7	1:05.002	+4.167	11:54:46.036
8	1:02.856	+2.021	11:55:48.892
9	1:02.262	+1.427	11:56:51.154
10	1:01.322	+0.487	11:57:52.476
11	1:00.835		11:58:53.311
12	1:02.123	+1.288	11:59:55.434
13	1:01.633	+0.798	12:00:57.067

(30) Christopher Kogelbauer

1	56.343		11:49:14.929
2	1:13.640	+17.297	11:50:28.569
3	1:09.321	+12.978	11:51:37.890
4	1:27.999	+31.656	11:53:05.889
5	1:46.446	+50.103	11:54:52.335
6	1:37.783	+41.440	11:56:30.118
7	58.267	+1.924	11:57:28.385
8	56.860	+0.517	11:58:25.245
9	56.538	+0.195	11:59:21.783
10	1:00.656	+4.313	12:00:22.439

Zeitnahmekommissar & Auswertung


Orbits

Rennleiter



NAKC Fassberg
Nach Runden sortiert

Einsteiger Faßberg 0,880 Km
 A-Finale Rennen 4 15.05.2011 11:43
 Rennen (15 Runden) started at 11:47:24



Pos.	St.Nr.	Name	Ort	Nat.	tunden	Gesamtzeit	Fahrzeug	Team
Ein								
1	54	Matyas Bílek	Milovice	CZ	15	12:52.604	NSR 50	Rohac@Fejta motoracingteam
2	14	Matthias Meggle	Dietmannsried	GE	15	12:53.050	NSR 50	Team Zweirad Meggle
3	55	Kevin Sieder	Wieselburg	AL	15	13:18.982	NSR 50	-
4	18	Tim Georgi	Berlin	GE	15	13:19.926	NSR 50	ADAC Berlin Brandenburg e.V.
5	16	Jonas Hähle	Erlbach-Kirchberg	GE	15	13:20.255	NSR 50	ADAC Racing Team AMC Sari
6	34	Giuseppe Inverso	Bad Vilbel	GE	15	13:26.296	NSR 50	Giuseppe-Racing
7	51	Patrik Tomes	Veresegyhaz	HL	15	13:26.777	NSR 50	-
8	10	Lucas Geitner	Wernberg Köblitz	GE	15	13:31.582	NSR 50	ADAC Team Nordbayern e.V.
9	3	Timon Salewski	Bardowick	GE	15	13:33.780	NSR 50	Müller Motorradteile
10	5	Leon Czichos	Stadland	GE	14	12:58.430	NSR 50	-
11	31	Adrian Hähle	Erlbach-Kirchberg	GE	14	12:59.850	NSR 50	ADAC Racing Team AMC Sari
12	38	Kevin Forster	Wernberg-Köblitz	GE	14	13:15.473	NSR 50	ADAC Nordbayern e.V.
13	32	Robin Nickel	Duisburg	GE	14	13:32.777	NSR 50	-
14	12	Colin Hufnagel	Erzhausen	GE	14	13:46.287	NSR 50	ADAC Hessen Thüringen e.V.
15	20	Philip Jork	Naumburg	GE	14	13:46.924	NSR 50	1. MSC Jena e.V.

Nicht Klassifiziert (75% = 12 Runden)								
	30	Christopher Kogelbauer	Langenfeld	GE	10	12:57.618	NSR 50	SK RACING TEAM

Ein 100								
	1	27	Robin Jöger		15	12:51.120	NSR 100	
	2	23	Maximilian Sohnus		15	13:00.379	NSR 100	
	3	9	Moritz Jenkner		15	13:12.777	NSR 100	
	4	7	Toni Erhard		13	13:32.246	NSR 100	

Bemerkungen
 #10 +10sec. wegen Frühstart

Margin of Victory	Avg. Speed	Best Lap Tm	Best Spd	Best Lap by
1.484	61,625	49.473	64,035	27 - Robin Jöger

Zeitnahmekommissar & Auswertung Orbits
 Rennleiter






ADAC Mini Bike Cup

NEßberg

Nach Runden sortiert

Einsteiger
Male Rennen 5
Rennen (13 Runden) started at 12:0640

NEßberg 08 Km
15.05.2011 12:00



Pos.	St.Nr.	Name	Ort	Runden	Gesamtzeit	Fahrzeug	Team
1	52	Mark Bonics		13	12:27.579	SR 50	
2	26	Jennifer Ktther	Waldstatt	13	12:31.0	SR 50	Böhchen e.V. M
3	1	Mark Kugelbauer	Langenfeld	13	12:59.0	SR 50	SRAD M
4	8	Dominic Kssner	Gernitz	13	13:17.18	SR 50	AD Sachsen e.V
5	2	Lukas Fanke	Nürnberg	12	13:21.0	SR 50	AD Racing Team A/Sari
6	6	Aaron Schfer	Schorndorf/Blbr o	11	12:31.0	SR 50	AD Wttemberg e.V
7	25	Selina Liebschner	Wtersiemau	11	12:49.2	SR 50	AD Team Nrdbayern e.V
8	4	Sophia Liebschner	Wtersiemau	11	13:00.071	SR 50	AD Team Nrdbayern e.V

Vorsprung	Durchschnitts Geschwindigkeit	Beste Rundenzeit	Beste Geschw.	Beste Runde von
81	5500	55.515	5706	26 Jennifer Ktther

Zeitnahmekommissar & Auswertung

Orbits

Rennleiter

George Gubler

