

# **Ergebnis**

**ADAC Mini Bike Cup**

**2011**

**V1 Oschersleben**

**am**

**07.05.2011**

**Einsteigerklasse**

# Minibike Oschersleben

Nach bester Rundenzeit sortiert


Einsteiger

Oschersleben 1,018 Km

Freies Training Gr. 1

07.05.2011 09:00

Training started at 9:01:50



Pos.	St.Nr.	Name	Klasse	Runden	Beste Zeit.	Diff.	In Runde
1	54	Matyas Bílek	Ein	16	43.084		15
2	27	Robin Jörger	Ein 100	12	44.008	0.924	10
3	31	Adrian Hähle	Ein	15	44.528	1.444	12
4	9	Moritz Jenkner	Ein 100	15	44.584	1.500	13
5	23	Maximilian Sohnus	Ein 100	11	45.743	2.659	9
6	55	Kevin Sieder	Ein	12	45.955	2.871	10
7	51	Patrik Tomes	Ein	14	46.513	3.429	11
8	3	Timon Salewski	Ein	13	47.071	3.987	12
9	146	Valentino Frankenberger	Ein	14	49.327	6.243	12
10	7	Toni Erhard	Ein 100	13	50.867	7.783	11
11	19	Steven Brauner	Ein	13	50.938	7.854	11
12	1	Nik Kogelbauer	Ein	13	51.967	8.883	12
13	5	Leon Czichos	Ein	12	52.621	9.537	10
14	15	Maximilian Fischer	Ein	13	53.394	10.310	7
15	25	Selina Liebschner	Ein	12	55.451	12.367	11

Zeitnahmekommissar & Auswertung

Orbits

Rennleiter

www.mvlans.com

# Minibike Oschersleben


Einsteiger

Oschersleben 1,018 Km

Freies Training Gr. 1

07.05.2011 09:00

Training started at 9:01:50



Runde	Rundenzeit	Diff.	Tageszeit
<b>(54) Matyas Bilek</b>			
1	54.950	+11.866	9:03:34.553
2	52.748	+9.664	9:04:27.301
3	50.988	+7.904	9:05:18.289
4	49.368	+6.284	9:06:07.657
5	48.791	+5.707	9:06:56.448
6	47.113	+4.029	9:07:43.561
7	48.050	+4.966	9:08:31.611
8	45.326	+2.242	9:09:16.937
9	43.784	+0.700	9:10:00.721
10	43.494	+0.410	9:10:44.215
11	45.189	+2.105	9:11:29.404
12	44.047	+0.963	9:12:13.451
13	44.496	+1.412	9:12:57.947
14	44.116	+1.032	9:13:42.063
15	<b>43.084</b>		9:14:25.147
16	2:13.148	+1:30.064	9:16:38.295

Runde	Rundenzeit	Diff.	Tageszeit
<b>(27) Robin Jörger</b>			
1	56.375	+12.367	9:06:01.780
2	55.149	+11.141	9:06:56.929
3	53.579	+9.571	9:07:50.508
4	49.752	+5.744	9:08:40.260
5	49.284	+5.276	9:09:29.544
6	48.620	+4.612	9:10:18.164
7	47.009	+3.001	9:11:05.173
8	46.224	+2.216	9:11:51.397
9	45.632	+1.624	9:12:37.029
10	<b>44.008</b>		9:13:21.037
11	44.079	+0.071	9:14:05.116
12	2:48.080	+2:04.072	9:16:53.196

Runde	Rundenzeit	Diff.	Tageszeit
<b>(31) Adrian Hähle</b>			
1	52.768	+8.240	9:03:40.993
2	51.664	+7.136	9:04:32.657
3	47.794	+3.266	9:05:20.451
4	47.921	+3.393	9:06:08.372
5	49.044	+4.516	9:06:57.416
6	46.570	+2.042	9:07:43.986
7	48.210	+3.682	9:08:32.196
8	45.364	+0.836	9:09:17.560
9	44.549	+0.021	9:10:02.109
10	45.984	+1.456	9:10:48.093
11	45.454	+0.926	9:11:33.547
12	<b>44.528</b>		9:12:18.075
13	46.338	+1.810	9:13:04.413
14	45.039	+0.511	9:13:49.452
15	1:53.129	+1:08.601	9:15:42.581

Runde	Rundenzeit	Diff.	Tageszeit
<b>(9) Moritz Jenkner</b>			
1	54.420	+9.836	9:03:45.735
2	51.432	+6.848	9:04:37.167
3	50.393	+5.809	9:05:27.560
4	48.832	+4.248	9:06:16.392
5	47.535	+2.951	9:07:03.927
6	46.915	+2.331	9:07:50.842
7	46.272	+1.688	9:08:37.114
8	47.529	+2.945	9:09:24.643
9	45.496	+0.912	9:10:10.139
10	45.024	+0.440	9:10:55.163
11	44.880	+0.296	9:11:40.043
12	45.732	+1.148	9:12:25.775
13	<b>44.584</b>		9:13:10.359
14	45.139	+0.555	9:13:55.498
15	2:21.024	+1:36.440	9:16:16.522

Runde	Rundenzeit	Diff.	Tageszeit
<b>(23) Maximilian Sohnius</b>			
1	57.654	+11.911	9:03:54.578
2	54.045	+8.302	9:04:48.623
3	51.160	+5.417	9:05:39.783
4	51.524	+5.781	9:06:31.307
5	49.027	+3.284	9:07:20.334
6	49.160	+3.417	9:08:09.494
7	3:44.289	+2:58.546	9:11:53.783
8	45.886	+0.143	9:12:39.669
9	<b>45.743</b>		9:13:25.412
10	45.882	+0.139	9:14:11.294
11	2:39.478	+1:53.735	9:16:50.772

Runde	Rundenzeit	Diff.	Tageszeit
<b>(55) Kevin Sieder</b>			
1	56.830	+10.875	9:03:55.232
2	54.199	+8.244	9:04:49.431
3	50.692	+4.737	9:05:40.123
4	50.356	+4.401	9:06:30.479
5	49.315	+3.360	9:07:19.794
6	48.822	+2.867	9:08:08.616
7	49.694	+3.739	9:08:58.310
8	47.676	+1.721	9:09:45.986
9	2:42.650	+1:56.695	9:12:28.636
10	<b>45.955</b>		9:13:14.591
11	46.115	+0.160	9:14:00.706
12	2:15.655	+1:29.700	9:16:16.361

Runde	Rundenzeit	Diff.	Tageszeit
<b>(51) Patrik Tomes</b>			
1	59.784	+13.271	9:04:00.678
2	55.509	+8.996	9:04:56.187
3	51.939	+5.426	9:05:48.126
4	52.186	+5.673	9:06:40.312
5	48.974	+2.461	9:07:29.286
6	48.101	+1.588	9:08:17.387
7	48.588	+2.075	9:09:05.975
8	50.197	+3.684	9:09:56.172
9	51.558	+5.045	9:10:47.730
10	47.169	+0.656	9:11:34.899
11	<b>46.513</b>		9:12:21.412
12	46.649	+0.136	9:13:08.061
13	49.141	+2.628	9:13:57.202
14	1:48.361	+1:01.848	9:15:45.563

Runde	Rundenzeit	Diff.	Tageszeit
<b>(3) Timon Salewski</b>			
1	1:01.550	+14.479	9:04:01.673
2	58.399	+11.328	9:05:00.072
3	55.644	+8.573	9:05:55.716
4	54.207	+7.136	9:06:49.923
5	53.435	+6.364	9:07:43.358
6	53.581	+6.510	9:08:36.939
7	51.966	+4.895	9:09:28.905
8	51.302	+4.231	9:10:20.207
9	51.405	+4.334	9:11:11.612
10	52.479	+5.408	9:12:04.091
11	49.225	+2.154	9:12:53.316
12	<b>47.071</b>		9:13:40.387
13	2:03.886	+1:16.815	9:15:44.273

Runde	Rundenzeit	Diff.	Tageszeit
<b>(146) Valentino Frankenberger</b>			
1	53.846	+4.519	9:03:45.115
2	51.689	+2.362	9:04:36.804
3	52.103	+2.776	9:05:28.907
4	51.306	+1.979	9:06:20.213
5	51.643	+2.316	9:07:11.856
6	51.204	+1.877	9:08:03.060

Runde	Rundenzeit	Diff.	Tageszeit
7	50.032	+0.705	9:08:53.092
8	51.696	+2.369	9:09:44.788
9	49.528	+0.201	9:10:34.316
10	49.694	+0.367	9:11:24.010
11	50.011	+0.684	9:12:14.021
12	<b>49.327</b>		9:13:03.348
13	49.352	+0.025	9:13:52.700
14	2:26.065	+1:36.738	9:16:18.765

Runde	Rundenzeit	Diff.	Tageszeit
<b>(7) Toni Erhard</b>			
1	1:02.404	+11.537	9:04:00.485
2	59.141	+8.274	9:04:59.626
3	55.528	+4.661	9:05:55.154
4	54.551	+3.684	9:06:49.705
5	53.393	+2.526	9:07:43.098
6	53.538	+2.671	9:08:36.636
7	51.500	+0.633	9:09:28.136
8	53.527	+2.660	9:10:21.663
9	53.656	+2.789	9:11:15.319
10	51.643	+0.776	9:12:06.962
11	<b>50.867</b>		9:12:57.829
12	51.631	+0.764	9:13:49.460
13	1:55.976	+1:05.109	9:15:45.436

Runde	Rundenzeit	Diff.	Tageszeit
<b>(19) Steven Brauner</b>			
1	1:05.066	+14.128	9:04:07.967
2	1:00.516	+9.578	9:05:08.483
3	59.946	+9.008	9:06:08.429
4	55.242	+4.304	9:07:03.671
5	54.642	+3.704	9:07:58.313
6	53.493	+2.555	9:08:51.806
7	52.960	+2.022	9:09:44.766
8	53.381	+2.443	9:10:38.147
9	51.902	+0.964	9:11:30.049
10	51.229	+0.291	9:12:21.278
11	<b>50.938</b>		9:13:12.216
12	51.208	+0.270	9:14:03.424
13	2:27.946	+1:37.008	9:16:31.370

Runde	Rundenzeit	Diff.	Tageszeit
<b>(1) Nik Kogelbauer</b>			
1	58.845	+6.878	9:03:49.795
2	1:00.405	+8.438	9:04:50.200
3	57.620	+5.653	9:05:47.820
4	56.242	+4.275	9:06:44.062
5	54.764	+2.797	9:07:38.826
6	54.697	+2.730	9:08:33.523
7	53.133	+1.166	9:09:26.656
8	52.645	+0.678	9:10:19.301
9	51.997	+0.030	9:11:11.298
10	52.634	+0.667	9:12:03.932
11	53.098	+1.131	9:12:57.030
12	<b>51.967</b>		9:13:48.997
13	2:32.497	+1:40.530	9:16:21.494

Runde	Rundenzeit	Diff.	Tageszeit
<b>(5) Leon Czichos</b>			
1	1:04.201	+11.580	9:04:06.028
2	1:01.679	+9.058	9:05:07.707
3	59.365	+6.744	9:06:07.072
4	59.112	+6.491	9:07:06.184
5	57.610	+4.989	9:08:03.794
6	57.059	+4.438	9:09:00.853
7	55.137	+2.516	9:09:55.990
8	54.554	+1.933	9:10:50.544
9	53.734	+1.113	9:11:44.278
10	<b>52.621</b>		9:12:36.899
11	53.000	+0.379	9:13:29.899

Zeitnahmekommissar & Auswertung

Orbits

Rennleiter

*Georg Fuchs*



# Minibike Oschersleben

Einsteiger

Oschersleben 1,018 Km

Freies Training Gr. 1

07.05.2011 09:00

Training started at 9:01:50



Runde	Rundenzeit	Diff.	Tageszeit
12	59.478	+6.857	9:14:29.377

(15) Maximilian Fischer

1	59.533	+6.139	9:03:49.450
2	59.792	+6.398	9:04:49.242
3	58.113	+4.719	9:05:47.355
4	56.275	+2.881	9:06:43.630
5	54.340	+0.946	9:07:37.970
6	55.081	+1.687	9:08:33.051
7	<b>53.394</b>		9:09:26.445
8	55.041	+1.647	9:10:21.486
9	53.608	+0.214	9:11:15.094
10	54.081	+0.687	9:12:09.175
11	53.538	+0.144	9:13:02.713
12	54.474	+1.080	9:13:57.187
13	3:00.801	+2:07.407	9:16:57.988

(25) Selina Liebschner

1	1:10.852	+15.401	9:04:10.650
2	1:04.528	+9.077	9:05:15.178
3	1:01.234	+5.783	9:06:16.412
4	1:00.273	+4.822	9:07:16.685
5	58.384	+2.933	9:08:15.069
6	58.293	+2.842	9:09:13.362
7	58.725	+3.274	9:10:12.087
8	58.383	+2.932	9:11:10.470
9	57.361	+1.910	9:12:07.831
10	57.028	+1.577	9:13:04.859
11	<b>55.451</b>		9:14:00.310
12	2:18.162	+1:22.711	9:16:18.472

Runde	Rundenzeit	Diff.	Tageszeit
-------	------------	-------	-----------

Runde	Rundenzeit	Diff.	Tageszeit
-------	------------	-------	-----------

# Minibike Oschersleben

Nach bester Rundenzeit sortiert

Einsteiger

Oschersleben 1,018 Km

Freies Training Gr. 2

07.05.2011 09:18

Training (15:00 Zeit) started at 9:19:05

Pos.	St.Nr.	Name	Klasse	Runden	Beste Zeit.	Diff.	In Runde
1	30	Christopher Kogelbauer	Ein	14	43.792		14
2	16	Jonas Hähle	Ein	12	44.075	0.283	12
3	18	Tim Georgi	Ein	14	44.167	0.375	14
4	14	Matthias Meggle	Ein	14	44.617	0.825	6
5	34	Giuseppe Inverso	Ein	14	45.513	1.721	14
6	10	Lucas Geitner	Ein	13	46.159	2.367	11
7	22	Marco Fetz	Ein	13	46.342	2.550	13
8	52	Rudolf Árpás	Ein	12	48.840	5.048	10
9	12	Colin Hufnagel	Ein	13	49.013	5.221	10
10	28	Leo Waldmann	Ein	12	49.845	6.053	10
11	20	Philip Jork	Ein	12	50.236	6.444	10
12	32	Robin Nickel	Ein	11	52.275	8.483	11
13	6	Aaron Schäfer	Ein	6	54.392	10.600	6
14	2	Lukas Franke	Ein	11	54.486	10.694	11
15	8	Dominic Kassner	Ein	11	54.921	11.129	10
16	38	Kevin Forster	Ein	9	55.914	12.122	5
17	26	Jennifer Küther	Ein	7	1:02.538	18.746	7
18	4	Sophia Liebschner	Ein	9	1:07.177	23.385	4

Zeitnahmekommissar & Auswertung

Orbits

Rennleiter

www.mvlans.com

# Minibike Oschersleben

Einsteiger

Oschersleben 1,018 Km

Freies Training Gr. 2

07.05.2011 09:18

Training (15:00 Zeit) started at 9:19:05

Runde	Rundenzeit	Diff.	Tageszeit
<b>(30) Christopher Kogelbauer</b>			
1	57.170	+13.378	9:20:13.390
2	52.726	+8.934	9:21:06.116
3	50.335	+6.543	9:21:56.451
4	47.694	+3.902	9:22:44.145
5	46.944	+3.152	9:23:31.089
6	48.292	+4.500	9:24:19.381
7	46.303	+2.511	9:25:05.684
8	44.048	+0.256	9:25:49.732
9	46.966	+3.174	9:26:36.698
10	47.889	+4.097	9:27:24.587
11	45.618	+1.826	9:28:10.205
12	45.516	+1.724	9:28:55.721
13	43.958	+0.166	9:29:39.679
14	<b>43.792</b>		9:30:23.471

Runde	Rundenzeit	Diff.	Tageszeit
<b>(16) Jonas Hähle</b>			
1	54.151	+10.076	9:20:53.023
2	49.062	+4.987	9:21:42.085
3	46.925	+2.850	9:22:29.010
4	46.557	+2.482	9:23:15.567
5	44.555	+0.480	9:24:00.122
6	45.338	+1.263	9:24:45.460
7	47.118	+3.043	9:25:32.578
8	2:02.782	+1:18.707	9:27:35.360
9	45.570	+1.495	9:28:20.930
10	46.750	+2.675	9:29:07.680
11	45.140	+1.065	9:29:52.820
12	<b>44.075</b>		9:30:36.895

Runde	Rundenzeit	Diff.	Tageszeit
<b>(18) Tim Georgi</b>			
1	51.894	+7.727	9:20:04.245
2	49.852	+5.685	9:20:54.097
3	46.636	+2.469	9:21:40.733
4	47.220	+3.053	9:22:27.953
5	46.987	+2.820	9:23:14.940
6	44.548	+0.381	9:23:59.488
7	47.405	+3.238	9:24:46.893
8	45.283	+1.116	9:25:32.176
9	52.536	+8.369	9:26:24.712
10	47.684	+3.517	9:27:12.396
11	45.238	+1.071	9:27:57.634
12	45.104	+0.937	9:28:42.738
13	44.851	+0.684	9:29:27.589
14	<b>44.167</b>		9:30:11.756

Runde	Rundenzeit	Diff.	Tageszeit
<b>(14) Matthias Meggle</b>			
1	51.612	+6.995	9:20:11.946
2	48.395	+3.778	9:21:00.341
3	45.647	+1.030	9:21:45.988
4	45.212	+0.595	9:22:31.200
5	44.689	+0.072	9:23:15.889
6	<b>44.617</b>		9:24:00.506
7	45.266	+0.649	9:24:45.772
8	46.598	+1.981	9:25:32.370
9	1:03.613	+18.996	9:26:35.983
10	51.368	+6.751	9:27:27.351
11	46.516	+1.899	9:28:13.867
12	46.622	+2.005	9:29:00.489
13	45.601	+0.984	9:29:46.090
14	44.660	+0.043	9:30:30.750

Runde	Rundenzeit	Diff.	Tageszeit
<b>(34) Giuseppe Inverso</b>			
1	55.486	+9.973	9:20:13.862
2	50.870	+5.357	9:21:04.732

Runde	Rundenzeit	Diff.	Tageszeit
3	50.079	+4.566	9:21:54.811
4	46.984	+1.471	9:22:41.795
5	47.539	+2.026	9:23:29.334
6	47.655	+2.142	9:24:16.989
7	45.754	+0.241	9:25:02.743
8	45.794	+0.281	9:25:48.537
9	49.003	+3.490	9:26:37.540
10	48.655	+3.142	9:27:26.195
11	50.149	+4.636	9:28:16.344
12	47.075	+1.562	9:29:03.419
13	46.929	+1.416	9:29:50.348
14	<b>45.513</b>		9:30:35.861

Runde	Rundenzeit	Diff.	Tageszeit
<b>(10) Lucas Geitner</b>			
1	56.291	+10.132	9:20:17.803
2	52.318	+6.159	9:21:10.121
3	52.203	+6.044	9:22:02.324
4	50.229	+4.070	9:22:52.553
5	47.578	+1.419	9:23:40.131
6	48.001	+1.842	9:24:28.132
7	48.348	+2.189	9:25:16.480
8	49.214	+3.055	9:26:05.694
9	48.385	+2.226	9:26:54.079
10	47.022	+0.863	9:27:41.101
11	<b>46.159</b>		9:28:27.260
12	46.305	+0.146	9:29:13.565
13	47.581	+1.422	9:30:01.146

Runde	Rundenzeit	Diff.	Tageszeit
<b>(22) Marco Felz</b>			
1	56.155	+9.813	9:20:14.104
2	52.550	+6.208	9:21:06.654
3	52.264	+5.922	9:21:58.918
4	47.743	+1.401	9:22:46.661
5	48.031	+1.689	9:23:34.692
6	48.323	+1.981	9:24:23.015
7	46.559	+0.217	9:25:09.574
8	48.368	+2.026	9:25:57.942
9	56.781	+10.439	9:26:54.723
10	48.016	+1.674	9:27:42.739
11	49.910	+3.568	9:28:32.649
12	47.763	+1.421	9:29:20.412
13	<b>46.342</b>		9:30:06.754

Runde	Rundenzeit	Diff.	Tageszeit
<b>(52) Rudolf Árpás</b>			
1	1:00.954	+12.114	9:20:32.475
2	52.610	+3.770	9:21:25.085
3	50.573	+1.733	9:22:15.658
4	50.330	+1.490	9:23:05.988
5	49.405	+0.565	9:23:55.393
6	55.775	+6.935	9:24:51.168
7	51.667	+2.827	9:25:42.835
8	53.220	+4.380	9:26:36.055
9	53.244	+4.404	9:27:29.299
10	<b>48.840</b>		9:28:18.139
11	50.514	+1.674	9:29:08.653
12	49.883	+1.043	9:29:58.536

Runde	Rundenzeit	Diff.	Tageszeit
<b>(12) Colin Hufnagel</b>			
1	56.453	+7.440	9:20:16.649
2	53.088	+4.075	9:21:09.737
3	54.350	+5.337	9:22:04.087
4	53.070	+4.057	9:22:57.157
5	51.184	+2.171	9:23:48.341
6	49.158	+0.145	9:24:37.499
7	51.335	+2.322	9:25:28.834
8	53.458	+4.445	9:26:22.292

Runde	Rundenzeit	Diff.	Tageszeit
9	50.065	+1.052	9:27:12.357
10	<b>49.013</b>		9:28:01.370
11	51.192	+2.179	9:28:52.562
12	49.127	+0.114	9:29:41.689
13	49.130	+0.117	9:30:30.819

Runde	Rundenzeit	Diff.	Tageszeit
<b>(28) Leo Waldmann</b>			
1	57.743	+7.898	9:20:17.820
2	55.639	+5.794	9:21:13.459
3	56.082	+6.237	9:22:09.541
4	54.236	+4.391	9:23:03.777
5	53.016	+3.171	9:23:56.793
6	54.529	+4.684	9:24:51.322
7	52.744	+2.899	9:25:44.066
8	52.744	+2.899	9:26:36.810
9	53.957	+4.112	9:27:30.767
10	<b>49.845</b>		9:28:20.612
11	51.427	+1.582	9:29:12.039
12	53.864	+4.019	9:30:05.903

Runde	Rundenzeit	Diff.	Tageszeit
<b>(20) Philip Jork</b>			
1	57.716	+7.480	9:20:14.907
2	54.334	+4.098	9:21:09.241
3	54.277	+4.041	9:22:03.518
4	53.254	+3.018	9:22:56.772
5	51.045	+0.809	9:23:47.817
6	51.059	+0.823	9:24:38.876
7	50.650	+0.414	9:25:29.526
8	56.240	+6.004	9:26:25.766
9	53.722	+3.486	9:27:19.488
10	<b>50.236</b>		9:28:09.724
11	50.657	+0.421	9:29:00.381
12	52.835	+2.599	9:29:53.216

Runde	Rundenzeit	Diff.	Tageszeit
<b>(32) Robin Nickel</b>			
1	1:03.187	+10.912	9:21:00.667
2	1:00.136	+7.861	9:22:00.803
3	58.232	+5.957	9:22:59.035
4	56.031	+3.756	9:23:55.066
5	55.599	+3.324	9:24:50.665
6	56.706	+4.431	9:25:47.371
7	54.731	+2.456	9:26:42.102
8	55.171	+2.896	9:27:37.273
9	53.325	+1.050	9:28:30.598
10	53.671	+1.396	9:29:24.269
11	<b>52.275</b>		9:30:16.544

Runde	Rundenzeit	Diff.	Tageszeit
<b>(6) Aaron Schäfer</b>			
1	1:01.524	+7.132	9:20:26.627
2	58.082	+3.690	9:21:24.709
3	55.751	+1.359	9:22:20.460
4	1:00.113	+5.721	9:23:20.573
5	56.152	+1.760	9:24:16.725
6	<b>54.392</b>		9:25:11.117

Runde	Rundenzeit	Diff.	Tageszeit
<b>(2) Lukas Franke</b>			
1	1:04.425	+9.939	9:20:32.221
2	1:00.931	+6.445	9:21:33.152
3	57.813	+3.327	9:22:30.965
4	56.693	+2.207	9:23:27.658
5	56.621	+2.135	9:24:24.279
6	56.358	+1.872	9:25:20.637
7	1:02.738	+8.252	9:26:23.375
8	57.240	+2.754	9:27:20.615
9	55.425	+0.939	9:28:16.040
10	55.312	+0.826	9:29:11.352

Zeitnahmekommissar & Auswertung

Orbits

Rennleiter

*Georg Fuchs*






# Minibike Oschersleben

Einsteiger

Oschersleben 1,018 Km

Freies Training Gesamt



Pos.	St.Nr.	Name	Klasse	Gesamtbestzeit In Lauf		Punkte
Ein						
1	54	Matyas Bílek	Ein	43.084	Freies Training Gr. 1	0
2	30	Christopher Kogelbauer	Ein	43.792	Freies Training Gr. 2	0
3	16	Jonas Hähle	Ein	44.075	Freies Training Gr. 2	0
4	18	Tim Georgi	Ein	44.167	Freies Training Gr. 2	0
5	31	Adrian Hähle	Ein	44.528	Freies Training Gr. 1	0
6	14	Matthias Meggle	Ein	44.617	Freies Training Gr. 2	0
7	34	Giuseppe Inverso	Ein	45.513	Freies Training Gr. 2	0
8	55	Kevin Sieder	Ein	45.955	Freies Training Gr. 1	0
9	10	Lucas Geitner	Ein	46.159	Freies Training Gr. 2	0
10	22	Marco Fetz	Ein	46.342	Freies Training Gr. 2	0
11	51	Patrik Tomes	Ein	46.513	Freies Training Gr. 1	0
12	3	Timon Salewski	Ein	47.071	Freies Training Gr. 1	0
13	52	Rudolf Árpás	Ein	48.840	Freies Training Gr. 2	0
14	12	Colin Hufnagel	Ein	49.013	Freies Training Gr. 2	0
15	146	Valentino Frankenberger	Ein	49.327	Freies Training Gr. 1	0
16	28	Leo Waldmann	Ein	49.845	Freies Training Gr. 2	0
17	20	Philip Jork	Ein	50.236	Freies Training Gr. 2	0
18	19	Steven Brauner	Ein	50.938	Freies Training Gr. 1	0
19	1	Nik Kogelbauer	Ein	51.967	Freies Training Gr. 1	0
20	32	Robin Nickel	Ein	52.275	Freies Training Gr. 2	0
21	5	Leon Czichos	Ein	52.621	Freies Training Gr. 1	0
22	15	Maximilian Fischer	Ein	53.394	Freies Training Gr. 1	0
23	6	Aaron Schäfer	Ein	54.392	Freies Training Gr. 2	0
24	2	Lukas Franke	Ein	54.486	Freies Training Gr. 2	0
25	8	Dominic Kassner	Ein	54.921	Freies Training Gr. 2	0
26	25	Selina Liebschner	Ein	55.451	Freies Training Gr. 1	0
27	38	Kevin Forster	Ein	55.914	Freies Training Gr. 2	0
28	26	Jennifer Küther	Ein	1:02.538	Freies Training Gr. 2	0
29	4	Sophia Liebschner	Ein	1:07.177	Freies Training Gr. 2	0

## Ein 100

1	27	Robin Jörger	Ein 100	44.008	Freies Training Gr. 1	0
2	9	Moritz Jenkner	Ein 100	44.584	Freies Training Gr. 1	0
3	23	Maximilian Sohnius	Ein 100	45.743	Freies Training Gr. 1	0
4	7	Toni Erhard	Ein 100	50.867	Freies Training Gr. 1	0

Zeitnahmekommissar & Auswertung

Orbits

Rennleiter



www.mvlans.com





# ADAC Mini Bike Cup

Minibike Oschersleben

Nach bester Rundenzeit sortiert

Einsteiger

Oschersleben 1,018 Km

1. Zeittraining Gr.1

07.05.2011 10:04

Qualifikation (15:00 Zeit) started at 10:02:59

Pos.	St.Nr.	Name	Klasse	Runden	Beste Zeit.	Diff.	In Runde
1	9	Moritz Jenkner	Ein 100	21	41.290		15
2	23	Maximilian Sohnius	Ein 100	20	41.371	0.081	18
3	54	Matyas Bílek	Ein	19	41.397	0.107	15
4	55	Kevin Sieder	Ein	20	42.055	0.765	18
5	27	Robin Jörger	Ein 100	18	42.103	0.813	18
6	31	Adrian Hähle	Ein	20	43.217	1.927	17
7	51	Patrik Tomes	Ein	19	44.400	3.110	16
8	3	Timon Salewski	Ein	19	44.449	3.159	6
Nicht Klassifiziert (110% = 45.419)							
	7	Toni Erhard	Ein 100	17	46.237	4.947	17
	146	Valentino Frankenberger	Ein	18	46.678	5.388	16
	5	Leon Czichos	Ein	18	47.058	5.768	15
	19	Steven Brauner	Ein	17	47.476	6.186	17
	1	Nik Kogelbauer	Ein	17	49.379	8.089	17
	15	Maximilian Fischer	Ein	7	51.024	9.734	6
	25	Selina Liebschner	Ein	16	52.724	11.434	5

Zeitnahmekommissar & Auswertung

Orbits

Rennleiter

*George Fuchs*



Gedruckt: 07.05.2011 10:20:09

# Minibike Oschersleben

Einsteiger

Oschersleben 1,018 Km

1. Zeittraining Gr.1

07.05.2011 10:04

Qualifikation (15:00 Zeit) started at 10:02:59



Runde	Rundenzeit	Diff.	Tageszeit
<b>(9) Moritz Jenkner</b>			
1	43.587	+2.297	10:04:25.538
2	42.912	+1.622	10:05:08.450
3	44.312	+3.022	10:05:52.762
4	43.572	+2.282	10:06:36.334
5	42.623	+1.333	10:07:18.957
6	42.553	+1.263	10:08:01.510
7	41.780	+0.490	10:08:43.290
8	43.042	+1.752	10:09:26.332
9	43.459	+2.169	10:10:09.791
10	43.335	+2.045	10:10:53.126
11	42.209	+0.919	10:11:35.335
12	42.579	+1.289	10:12:17.914
13	43.025	+1.735	10:13:00.939
14	41.760	+0.470	10:13:42.699
15	<b>41.290</b>		10:14:23.989
16	41.515	+0.225	10:15:05.504
17	42.104	+0.814	10:15:47.608
18	43.263	+1.973	10:16:30.871
19	41.399	+0.109	10:17:12.270
20	41.446	+0.156	10:17:53.716
21	42.618	+1.328	10:18:36.334

Runde	Rundenzeit	Diff.	Tageszeit
<b>(23) Maximilian Sohnus</b>			
1	46.849	+5.478	10:04:32.688
2	45.130	+3.759	10:05:17.818
3	43.795	+2.424	10:06:01.613
4	45.243	+3.872	10:06:46.856
5	46.277	+4.906	10:07:33.133
6	42.752	+1.381	10:08:15.885
7	42.246	+0.875	10:08:58.131
8	43.536	+2.165	10:09:41.667
9	42.076	+0.705	10:10:23.743
10	42.112	+0.741	10:11:05.855
11	42.596	+1.225	10:11:48.451
12	43.175	+1.804	10:12:31.626
13	44.043	+2.672	10:13:15.669
14	43.035	+1.664	10:13:58.704
15	42.884	+1.513	10:14:41.588
16	42.159	+0.788	10:15:23.747
17	41.581	+0.210	10:16:05.328
18	<b>41.371</b>		10:16:46.699
19	43.068	+1.697	10:17:29.767
20	43.005	+1.634	10:18:12.772

Runde	Rundenzeit	Diff.	Tageszeit
<b>(54) Matyas Bilek</b>			
1	43.823	+2.426	10:04:26.170
2	42.489	+1.092	10:05:08.659
3	43.918	+2.521	10:05:52.577
4	43.120	+1.723	10:06:35.697
5	42.819	+1.422	10:07:18.516
6	42.653	+1.256	10:08:01.169
7	41.797	+0.400	10:08:42.966
8	42.144	+0.747	10:09:25.110
9	42.393	+0.996	10:10:07.503
10	43.370	+1.973	10:10:50.873
11	42.137	+0.740	10:11:33.010
12	42.390	+0.993	10:12:15.400
13	42.093	+0.696	10:12:57.493
14	42.034	+0.637	10:13:39.527
15	<b>41.397</b>		10:14:20.924
16	41.685	+0.288	10:15:02.609
17	42.987	+1.590	10:15:45.596
18	1:56.019	+1:14.622	10:17:41.615
19	41.681	+0.284	10:18:23.296

Runde	Rundenzeit	Diff.	Tageszeit
<b>(55) Kevin Sieder</b>			
1	46.806	+4.751	10:04:36.537
2	43.466	+1.411	10:05:20.003
3	43.043	+0.988	10:06:03.046
4	45.093	+3.038	10:06:48.139
5	46.341	+4.286	10:07:34.480
6	42.650	+0.595	10:08:17.130
7	42.280	+0.225	10:08:59.410
8	42.846	+0.791	10:09:42.256
9	42.344	+0.289	10:10:24.600
10	42.842	+0.787	10:11:07.442
11	42.306	+0.251	10:11:49.748
12	42.347	+0.292	10:12:32.095
13	44.623	+2.568	10:13:16.718
14	43.850	+1.795	10:14:00.568
15	42.789	+0.734	10:14:43.357
16	42.938	+0.883	10:15:26.295
17	43.828	+1.773	10:16:10.123
18	<b>42.055</b>		10:16:52.178
19	43.438	+1.383	10:17:35.616
20	42.888	+0.833	10:18:18.504

Runde	Rundenzeit	Diff.	Tageszeit
<b>(27) Robin Jörger</b>			
1	45.094	+2.991	10:04:31.636
2	43.367	+1.264	10:05:15.003
3	42.797	+0.694	10:05:57.800
4	43.787	+1.684	10:06:41.587
5	42.159	+0.056	10:07:23.746
6	43.214	+1.111	10:08:06.960
7	43.867	+1.764	10:08:50.827
8	42.200	+0.097	10:09:33.027
9	42.645	+0.542	10:10:15.672
10	42.513	+0.410	10:10:58.185
11	43.532	+1.429	10:11:41.717
12	43.571	+1.468	10:12:25.288
13	43.361	+1.258	10:13:08.649
14	43.074	+0.971	10:13:51.723
15	43.284	+1.181	10:14:35.007
16	1:58.887	+1:16.784	10:16:33.894
17	42.510	+0.407	10:17:16.404
18	<b>42.103</b>		10:17:58.507

Runde	Rundenzeit	Diff.	Tageszeit
<b>(31) Adrian Hähle</b>			
1	45.235	+2.018	10:04:33.727
2	44.505	+1.288	10:05:18.232
3	43.948	+0.731	10:06:02.180
4	45.870	+2.653	10:06:48.050
5	45.704	+2.487	10:07:33.754
6	43.446	+0.229	10:08:17.200
7	43.525	+0.308	10:09:00.725
8	43.765	+0.548	10:09:44.490
9	44.556	+1.339	10:10:29.046
10	44.054	+0.837	10:11:13.100
11	44.142	+0.925	10:11:57.242
12	43.286	+0.069	10:12:40.528
13	43.398	+0.181	10:13:23.926
14	44.957	+1.740	10:14:08.883
15	44.731	+1.514	10:14:53.614
16	44.523	+1.306	10:15:38.137
17	<b>43.217</b>		10:16:21.354
18	43.843	+0.626	10:17:05.197
19	44.800	+1.583	10:17:49.997
20	43.783	+0.566	10:18:33.780

Runde	Rundenzeit	Diff.	Tageszeit
<b>(51) Patrik Tómes</b>			

Runde	Rundenzeit	Diff.	Tageszeit
1	49.421	+5.021	10:04:49.308
2	47.003	+2.603	10:05:36.311
3	46.609	+2.209	10:06:22.920
4	46.173	+1.773	10:07:09.093
5	45.168	+0.768	10:07:54.261
6	44.645	+0.245	10:08:38.906
7	45.923	+1.523	10:09:24.829
8	45.945	+1.545	10:10:10.774
9	44.752	+0.352	10:10:55.526
10	47.549	+3.149	10:11:43.075
11	46.997	+2.597	10:12:30.072
12	48.430	+4.030	10:13:18.502
13	46.180	+1.780	10:14:04.682
14	48.526	+4.126	10:14:53.208
15	45.552	+1.152	10:15:38.760
16	<b>44.400</b>		10:16:23.160
17	45.056	+0.656	10:17:08.216
18	45.045	+0.645	10:17:53.261
19	47.884	+3.484	10:18:41.145

Runde	Rundenzeit	Diff.	Tageszeit
<b>(3) Timon Salewski</b>			
1	50.929	+6.480	10:04:42.188
2	48.998	+4.549	10:05:31.186
3	49.511	+5.062	10:06:20.697
4	45.995	+1.546	10:07:06.692
5	45.152	+0.703	10:07:51.844
6	<b>44.449</b>		10:08:36.293
7	48.319	+3.870	10:09:24.612
8	45.018	+0.569	10:10:09.630
9	45.042	+0.593	10:10:54.672
10	45.937	+1.488	10:11:40.609
11	46.689	+2.240	10:12:27.298
12	44.559	+0.110	10:13:11.857
13	46.199	+1.750	10:13:58.056
14	44.890	+0.441	10:14:42.946
15	45.517	+1.068	10:15:28.463
16	44.974	+0.525	10:16:13.437
17	45.254	+0.805	10:16:58.691
18	45.529	+1.080	10:17:44.220
19	45.108	+0.659	10:18:29.328

Runde	Rundenzeit	Diff.	Tageszeit
<b>(7) Toni Erhard</b>			
1	57.099	+10.862	10:04:57.930
2	55.444	+9.207	10:05:53.374
3	52.816	+6.579	10:06:46.190
4	50.263	+4.026	10:07:36.453
5	49.464	+3.227	10:08:25.917
6	49.352	+3.115	10:09:15.269
7	48.239	+2.002	10:10:03.508
8	47.985	+1.748	10:10:51.493
9	48.686	+2.449	10:11:40.179
10	49.609	+3.372	10:12:29.788
11	50.005	+3.768	10:13:19.793
12	48.813	+2.576	10:14:08.606
13	49.124	+2.887	10:14:57.730
14	48.712	+2.475	10:15:46.442
15	46.926	+0.689	10:16:33.368
16	47.152	+0.915	10:17:20.520
17	<b>46.237</b>		10:18:06.757

Runde	Rundenzeit	Diff.	Tageszeit
<b>(146) Valentino Frankenberger</b>			
1	51.981	+5.303	10:04:51.048
2	50.461	+3.783	10:05:41.509
3	49.785	+3.107	10:06:31.294
4	50.128	+3.450	10:07:21.422
5	48.680	+2.002	10:08:10.102

Zeitnahmekommissar & Auswertung

Orbits

Rennleiter



# Minibike Oschersleben

Einsteiger

Oschersleben 1,018 Km

1. Zeittraining Gr.1

07.05.2011 10:04

Qualifikation (15:00 Zeit) started at 10:02:59

Runde	Rundenzeit	Diff.	Tageszeit
6	47.502	+0.824	10:08:57.604
7	47.997	+1.319	10:09:45.601
8	47.836	+1.158	10:10:33.437
9	51.053	+4.375	10:11:24.490
10	48.549	+1.871	10:12:13.039
11	48.149	+1.471	10:13:01.188
12	48.016	+1.338	10:13:49.204
13	48.499	+1.821	10:14:37.703
14	47.470	+0.792	10:15:25.173
15	47.817	+1.139	10:16:12.990
16	<b>46.678</b>		10:16:59.668
17	47.039	+0.361	10:17:46.707
18	46.960	+0.282	10:18:33.667

(5) Leon Czichos

1	52.264	+5.206	10:04:46.201
2	51.827	+4.769	10:05:38.028
3	50.165	+3.107	10:06:28.193
4	49.568	+2.510	10:07:17.761
5	49.046	+1.988	10:08:06.807
6	48.672	+1.614	10:08:55.479
7	48.762	+1.704	10:09:44.241
8	48.892	+1.834	10:10:33.133
9	50.847	+3.789	10:11:23.980
10	51.256	+4.198	10:12:15.236
11	49.640	+2.582	10:13:04.876
12	48.492	+1.434	10:13:53.368
13	49.066	+2.008	10:14:42.434
14	47.756	+0.698	10:15:30.190
15	<b>47.058</b>		10:16:17.248
16	47.605	+0.547	10:17:04.853
17	48.037	+0.979	10:17:52.890
18	47.954	+0.896	10:18:40.844

(19) Steven Brauner

1	56.888	+9.412	10:04:57.009
2	55.115	+7.639	10:05:52.124
3	51.369	+3.893	10:06:43.493
4	51.361	+3.885	10:07:34.854
5	49.843	+2.367	10:08:24.697
6	50.376	+2.900	10:09:15.073
7	49.988	+2.512	10:10:05.061
8	49.164	+1.688	10:10:54.225
9	48.574	+1.098	10:11:42.799
10	48.832	+1.356	10:12:31.631
11	48.731	+1.255	10:13:20.362
12	49.398	+1.922	10:14:09.760
13	49.765	+2.289	10:14:59.525
14	49.957	+2.481	10:15:49.482
15	48.920	+1.444	10:16:38.402
16	48.539	+1.063	10:17:26.941
17	<b>47.476</b>		10:18:14.417

(1) Nik Kogelbauer

1	51.402	+2.023	10:04:40.816
2	50.140	+0.761	10:05:30.956
3	50.559	+1.180	10:06:21.515
4	50.182	+0.803	10:07:11.697
5	50.775	+1.396	10:08:02.472
6	49.489	+0.110	10:08:51.961
7	49.767	+0.388	10:09:41.728
8	50.710	+1.331	10:10:32.438
9	54.036	+4.657	10:11:26.474
10	51.886	+2.507	10:12:18.360
11	51.745	+2.366	10:13:10.105
12	52.245	+2.866	10:14:02.350

Runde	Rundenzeit	Diff.	Tageszeit
13	50.726	+1.347	10:14:53.076
14	53.428	+4.049	10:15:46.504
15	51.276	+1.897	10:16:37.780
16	51.069	+1.690	10:17:28.849
17	<b>49.379</b>		10:18:18.228

(15) Maximilian Fischer

1	57.155	+6.131	10:04:57.777
2	55.525	+4.501	10:05:53.302
3	55.661	+4.637	10:06:48.963
4	51.803	+0.779	10:07:40.766
5	51.328	+0.304	10:08:32.094
6	<b>51.024</b>		10:09:23.118
7	51.131	+0.107	10:10:14.249

(25) Selina Liebschner

1	57.213	+4.489	10:04:56.597
2	55.797	+3.073	10:05:52.394
3	55.453	+2.729	10:06:47.847
4	54.473	+1.749	10:07:42.320
5	<b>52.724</b>		10:08:35.044
6	54.089	+1.365	10:09:29.133
7	54.524	+1.800	10:10:23.657
8	55.245	+2.521	10:11:18.902
9	56.210	+3.486	10:12:15.112
10	56.022	+3.298	10:13:11.134
11	53.265	+0.541	10:14:04.399
12	54.660	+1.936	10:14:59.059
13	54.258	+1.534	10:15:53.317
14	52.734	+0.010	10:16:46.051
15	53.284	+0.560	10:17:39.335
16	53.033	+0.309	10:18:32.368

# Minibike Oschersleben

Nach bester Rundenzeit sortiert

Einsteiger

Oschersleben 1,018 Km

1. Zeittraining Gr.1

07.05.2011 10:04

Qualifikation (15:00 Zeit) started at 10:02:59

Pos.	St.Nr.	Name	Klasse	Runden	Beste Zeit.	Diff.	In Runde
<b>Ein</b>							
1	54	Matyas Bílek	Ein	19	41.397		15
2	55	Kevin Sieder	Ein	20	42.055	0.658	18
3	31	Adrian Hähle	Ein	20	43.217	1.820	17
4	51	Patrik Tomes	Ein	19	44.400	3.003	16
5	3	Timon Salewski	Ein	19	44.449	3.052	6
<b>Nicht Klassifiziert (110% = 45.419)</b>							
	146	Valentino Frankenberger	Ein	18	46.678	5.281	16
	5	Leon Czichos	Ein	18	47.058	5.661	15
	19	Steven Brauner	Ein	17	47.476	6.079	17
	1	Nik Kogelbauer	Ein	17	49.379	7.982	17
	15	Maximilian Fischer	Ein	7	51.024	9.627	6
	25	Selina Liebschner	Ein	16	52.724	11.327	5
<b>Ein 100</b>							
	1	9 Moritz Jenkner	Ein 100	21	41.290		15
	2	23 Maximilian Sohnus	Ein 100	20	41.371	0.081	18
	3	27 Robin Jörger	Ein 100	18	42.103	0.813	18
<b>Nicht Klassifiziert (110% = 45.419)</b>							
	7	Toni Erhard	Ein 100	17	46.237	4.947	17

# Minibike Oschersleben

Nach bester Rundenzeit sortiert

Einsteiger

Oschersleben 1,018 Km

1. Zeittraining Gr.2

07.05.2011 10:22

Qualifikation started at 10:21:15

Pos.	St.Nr.	Name	Klasse	Runden	Beste Zeit.	Diff.	In Runde
1	30	Christopher Kogelbauer	Ein	21	40.889		18
2	18	Tim Georgi	Ein	21	41.448	0.559	20
3	16	Jonas Hähle	Ein	20	42.107	1.218	11
4	14	Matthias Meggle	Ein	20	42.310	1.421	19
5	32	Robin Nickel	Ein	17	43.129	2.240	14
6	10	Lucas Geitner	Ein	19	43.225	2.336	16
7	34	Giuseppe Inverso	Ein	17	44.039	3.150	16
8	22	Marco Fetz	Ein	19	44.958	4.069	11

Nicht Klassifiziert (110% = 44.977)

52	Rudolf Árpás	Ein	18	45.168	4.279	16
28	Leo Waldmann	Ein	13	45.313	4.424	12
12	Colin Hufnagel	Ein	18	46.030	5.141	10
20	Philip Jork	Ein	18	46.490	5.601	18
38	Kevin Forster	Ein	17	47.027	6.138	17
8	Dominic Kassner	Ein	16	51.133	10.244	14
2	Lukas Franke	Ein	16	51.919	11.030	6
6	Aaron Schäfer	Ein	15	52.477	11.588	15
26	Jennifer Küther	Ein	13	52.581	11.692	6
4	Sophia Liebschner	Ein	11	1:00.175	19.286	11

# Minibike Oschersleben

Einsteiger

Oschersleben 1,018 Km

1. Zeittraining Gr.2

07.05.2011 10:22

Qualifikation started at 10:21:15

Runde	Rundenzeit	Diff.	Tageszeit
<b>(30) Christopher Kogelbauer</b>			
1	44.013	+3.124	10:22:51.158
2	42.062	+1.173	10:23:33.220
3	41.399	+0.510	10:24:14.619
4	44.703	+3.814	10:24:59.322
5	42.976	+2.087	10:25:42.298
6	41.303	+0.414	10:26:23.601
7	41.667	+0.778	10:27:05.268
8	43.006	+2.117	10:27:48.274
9	44.374	+3.485	10:28:32.648
10	42.021	+1.132	10:29:14.669
11	42.807	+1.918	10:29:57.476
12	42.568	+1.679	10:30:40.044
13	44.011	+3.122	10:31:24.055
14	41.196	+0.307	10:32:05.251
15	42.852	+1.963	10:32:48.103
16	41.353	+0.464	10:33:29.456
17	42.663	+1.774	10:34:12.119
18	<b>40.889</b>		10:34:53.008
19	42.791	+1.902	10:35:35.799
20	41.378	+0.489	10:36:17.177
21	42.479	+1.590	10:36:59.656

Runde	Rundenzeit	Diff.	Tageszeit
<b>(18) Tim Georgi</b>			
1	43.476	+2.028	10:22:44.900
2	42.660	+1.212	10:23:27.560
3	42.564	+1.116	10:24:10.124
4	43.869	+2.421	10:24:53.993
5	41.838	+0.390	10:25:35.831
6	42.054	+0.606	10:26:17.885
7	42.462	+1.014	10:27:00.347
8	44.064	+2.616	10:27:44.411
9	45.886	+4.438	10:28:30.297
10	41.697	+0.249	10:29:11.994
11	42.073	+0.625	10:29:54.067
12	42.920	+1.472	10:30:36.987
13	41.454	+0.006	10:31:18.441
14	43.700	+2.252	10:32:02.141
15	42.079	+0.631	10:32:44.220
16	42.082	+0.634	10:33:26.302
17	42.770	+1.322	10:34:09.072
18	41.730	+0.282	10:34:50.802
19	42.497	+1.049	10:35:33.299
20	<b>41.448</b>		10:36:14.747
21	42.746	+1.298	10:36:57.493

Runde	Rundenzeit	Diff.	Tageszeit
<b>(16) Jonas Hähle</b>			
1	44.680	+2.573	10:23:02.556
2	44.094	+1.987	10:23:46.650
3	43.698	+1.591	10:24:30.348
4	43.618	+1.511	10:25:13.966
5	42.906	+0.799	10:25:56.872
6	43.340	+1.233	10:26:40.212
7	43.300	+1.193	10:27:23.512
8	42.213	+0.106	10:28:05.725
9	44.544	+2.437	10:28:50.269
10	43.132	+1.025	10:29:33.401
11	<b>42.107</b>		10:30:15.508
12	42.531	+0.424	10:30:58.039
13	42.265	+0.158	10:31:40.304
14	44.613	+2.506	10:32:24.917
15	44.570	+2.463	10:33:09.487
16	43.806	+1.699	10:33:53.293
17	43.202	+1.095	10:34:36.495
18	42.377	+0.270	10:35:18.872

Runde	Rundenzeit	Diff.	Tageszeit
19	42.450	+0.343	10:36:01.322
20	43.864	+1.757	10:36:45.186

Runde	Rundenzeit	Diff.	Tageszeit
<b>(14) Matthias Meggle</b>			
1	45.445	+3.135	10:22:57.273
2	44.726	+2.416	10:23:41.999
3	44.451	+2.141	10:24:26.450
4	43.613	+1.303	10:25:10.063
5	44.309	+1.999	10:25:54.372
6	43.894	+1.584	10:26:38.266
7	43.973	+1.663	10:27:22.239
8	42.905	+0.595	10:28:05.144
9	44.330	+2.020	10:28:49.474
10	44.111	+1.801	10:29:33.585
11	43.113	+0.803	10:30:16.698
12	43.145	+0.835	10:30:59.843
13	43.331	+1.021	10:31:43.174
14	44.932	+2.622	10:32:28.106
15	45.016	+2.706	10:33:13.122
16	42.383	+0.073	10:33:55.505
17	44.326	+2.016	10:34:39.831
18	43.972	+1.662	10:35:23.803
19	<b>42.310</b>		10:36:06.113
20	44.528	+2.218	10:36:50.641

Runde	Rundenzeit	Diff.	Tageszeit
<b>(32) Robin Nickel</b>			
1	2:26.971	+1:43.842	10:24:39.594
2	49.676	+6.547	10:25:29.270
3	45.844	+2.715	10:26:15.114
4	45.085	+1.956	10:27:00.199
5	47.892	+4.763	10:27:48.091
6	48.092	+4.963	10:28:36.183
7	46.213	+3.084	10:29:22.396
8	44.580	+1.451	10:30:06.976
9	43.249	+0.120	10:30:50.225
10	43.775	+0.646	10:31:34.000
11	44.187	+1.058	10:32:18.187
12	43.817	+0.688	10:33:02.004
13	44.699	+1.570	10:33:46.703
14	<b>43.129</b>		10:34:29.832
15	44.385	+1.256	10:35:14.217
16	43.959	+0.830	10:35:58.176
17	43.432	+0.303	10:36:41.608

Runde	Rundenzeit	Diff.	Tageszeit
<b>(10) Lucas Geitner</b>			
1	54.877	+11.652	10:23:08.455
2	46.502	+3.277	10:23:54.957
3	45.268	+2.043	10:24:40.225
4	46.060	+2.835	10:25:26.285
5	45.442	+2.217	10:26:11.727
6	47.197	+3.972	10:26:58.924
7	43.875	+0.650	10:27:42.799
8	46.722	+3.497	10:28:29.521
9	43.926	+0.701	10:29:13.447
10	43.769	+0.544	10:29:57.216
11	43.578	+0.353	10:30:40.794
12	45.308	+2.083	10:31:26.102
13	43.797	+0.572	10:32:09.899
14	43.462	+0.237	10:32:53.361
15	43.727	+0.502	10:33:37.088
16	<b>43.225</b>		10:34:20.313
17	43.703	+0.478	10:35:04.016
18	43.863	+0.638	10:35:47.879
19	44.593	+1.368	10:36:32.472

Runde	Rundenzeit	Diff.	Tageszeit
<b>(34) Giuseppe Inverso</b>			

Runde	Rundenzeit	Diff.	Tageszeit
1	49.855	+5.816	10:23:09.776
2	47.090	+3.051	10:23:56.866
3	45.347	+1.308	10:24:42.213
4	45.447	+1.408	10:25:27.660
5	45.403	+1.364	10:26:13.063
6	46.277	+2.238	10:26:59.340
7	45.033	+0.994	10:27:44.373
8	46.932	+2.893	10:28:31.305
9	45.134	+1.095	10:29:16.439
10	44.233	+0.194	10:30:00.672
11	44.321	+0.282	10:30:44.993
12	45.032	+0.993	10:31:30.025
13	45.391	+1.352	10:32:15.416
14	45.267	+1.228	10:33:00.683
15	46.762	+2.723	10:33:47.445
16	<b>44.039</b>		10:34:31.484
17	2:00.333	+1:16.294	10:36:31.817

Runde	Rundenzeit	Diff.	Tageszeit
<b>(22) Marco Fetz</b>			
1	46.184	+1.226	10:22:55.054
2	46.874	+1.916	10:23:41.928
3	46.377	+1.419	10:24:28.305
4	46.156	+1.198	10:25:14.461
5	46.245	+1.287	10:26:00.706
6	45.555	+0.597	10:26:46.261
7	49.486	+4.528	10:27:35.747
8	48.583	+3.625	10:28:24.330
9	45.094	+0.136	10:29:09.424
10	45.437	+0.479	10:29:54.861
11	<b>44.958</b>		10:30:39.819
12	45.767	+0.809	10:31:25.586
13	45.087	+0.129	10:32:10.673
14	47.055	+2.097	10:32:57.728
15	45.362	+0.404	10:33:43.090
16	46.175	+1.217	10:34:29.265
17	46.090	+1.132	10:35:15.355
18	45.297	+0.339	10:36:00.652
19	47.199	+2.241	10:36:47.851

Runde	Rundenzeit	Diff.	Tageszeit
<b>(52) Rudolf Árpás</b>			
1	55.853	+10.685	10:23:16.710
2	53.460	+8.292	10:24:10.170
3	49.044	+3.876	10:24:59.214
4	50.480	+5.312	10:25:49.694
5	46.692	+1.524	10:26:36.386
6	46.808	+1.640	10:27:23.194
7	45.636	+0.468	10:28:08.830
8	45.710	+0.542	10:28:54.540
9	51.989	+6.821	10:29:46.529
10	50.182	+5.014	10:30:36.711
11	51.123	+5.955	10:31:27.834
12	46.922	+1.754	10:32:14.756
13	46.966	+1.798	10:33:01.722
14	51.446	+6.278	10:33:53.168
15	46.478	+1.310	10:34:39.646
16	<b>45.168</b>		10:35:24.814
17	45.547	+0.379	10:36:10.361
18	48.610	+3.442	10:36:58.971

Runde	Rundenzeit	Diff.	Tageszeit
<b>(28) Leo Waldmann</b>			
1	48.081	+2.768	10:22:59.714
2	47.522	+2.209	10:23:47.236
3	47.440	+2.127	10:24:34.676
4	47.228	+1.915	10:25:21.904
5	47.764	+2.451	10:26:09.668
6	49.217	+3.904	10:26:58.885

Zeitnahmekommissar & Auswertung

Orbits

Rennleiter

*Georg Fuchs*



# Minibike Oschersleben

Einsteiger

Oschersleben 1,018 Km

1. Zeittraining Gr.2

07.05.2011 10:22

Qualifikation started at 10:21:15

Runde	Rundenzeit	Diff.	Tageszeit
7	48.441	+3.128	10:27:47.326
8	47.940	+2.627	10:28:35.266
9	46.665	+1.352	10:29:21.931
10	48.359	+3.046	10:30:10.290
11	47.344	+2.031	10:30:57.634
12	<b>45.313</b>		10:31:42.947
13	5:07.558	+4:22.245	10:36:50.505

(12) Colin Hufnagel

Runde	Rundenzeit	Diff.	Tageszeit
1	48.888	+2.858	10:23:01.897
2	47.669	+1.639	10:23:49.566
3	49.527	+3.497	10:24:39.093
4	46.921	+0.891	10:25:26.014
5	46.753	+0.723	10:26:12.767
6	47.096	+1.066	10:26:59.863
7	48.008	+1.978	10:27:47.871
8	49.068	+3.038	10:28:36.939
9	47.786	+1.756	10:29:24.725
10	<b>46.030</b>		10:30:10.755
11	48.418	+2.388	10:30:59.173
12	46.166	+0.136	10:31:45.339
13	46.468	+0.438	10:32:31.807
14	48.165	+2.135	10:33:19.972
15	46.180	+0.150	10:34:06.152
16	46.141	+0.111	10:34:52.293
17	46.808	+0.778	10:35:39.101
18	47.922	+1.892	10:36:27.023

(20) Philip Jork

Runde	Rundenzeit	Diff.	Tageszeit
1	50.437	+3.947	10:22:56.913
2	48.409	+1.919	10:23:45.322
3	48.075	+1.585	10:24:33.397
4	47.942	+1.452	10:25:21.339
5	47.286	+0.796	10:26:08.625
6	50.016	+3.526	10:26:58.641
7	47.808	+1.318	10:27:46.449
8	49.311	+2.821	10:28:35.760
9	48.899	+2.409	10:29:24.659
10	49.398	+2.908	10:30:14.057
11	47.195	+0.705	10:31:01.252
12	47.427	+0.937	10:31:48.679
13	47.180	+0.690	10:32:35.859
14	48.234	+1.744	10:33:24.093
15	48.068	+1.578	10:34:12.161
16	48.055	+1.565	10:35:00.216
17	46.780	+0.290	10:35:46.996
18	<b>46.490</b>		10:36:33.486

(38) Kevin Forster

Runde	Rundenzeit	Diff.	Tageszeit
1	55.731	+8.704	10:23:16.486
2	53.752	+6.725	10:24:10.238
3	52.970	+5.943	10:25:03.208
4	51.958	+4.931	10:25:55.166
5	50.946	+3.919	10:26:46.112
6	52.374	+5.347	10:27:38.486
7	52.150	+5.123	10:28:30.636
8	49.817	+2.790	10:29:20.453
9	49.623	+2.596	10:30:10.076
10	50.367	+3.340	10:31:00.443
11	47.863	+0.836	10:31:48.306
12	48.882	+1.855	10:32:37.188
13	48.651	+1.624	10:33:25.839
14	49.477	+2.450	10:34:15.316
15	47.286	+0.259	10:35:02.602
16	47.873	+0.846	10:35:50.475
17	<b>47.027</b>		10:36:37.502

(8) Dominic Kassner

Runde	Rundenzeit	Diff.	Tageszeit
1	56.277	+5.144	10:23:09.819
2	54.213	+3.080	10:24:04.032
3	54.182	+3.049	10:24:58.214
4	53.669	+2.536	10:25:51.883
5	52.637	+1.504	10:26:44.520
6	52.382	+1.249	10:27:36.902
7	55.843	+4.710	10:28:32.745
8	54.280	+3.147	10:29:27.025
9	52.412	+1.279	10:30:19.437
10	52.982	+1.849	10:31:12.419
11	51.494	+0.361	10:32:03.913
12	55.271	+4.138	10:32:59.184
13	52.576	+1.443	10:33:51.760
14	<b>51.133</b>		10:34:42.893
15	51.567	+0.434	10:35:34.460
16	52.051	+0.918	10:36:26.511

(2) Lukas Franke

Runde	Rundenzeit	Diff.	Tageszeit
1	55.511	+3.592	10:23:11.072
2	54.731	+2.812	10:24:05.803
3	53.772	+1.853	10:24:59.575
4	53.839	+1.920	10:25:53.414
5	52.340	+0.421	10:26:45.754
6	<b>51.919</b>		10:27:37.673
7	53.722	+1.803	10:28:31.395
8	53.118	+1.199	10:29:24.513
9	52.708	+0.789	10:30:17.221
10	53.017	+1.098	10:31:10.238
11	53.392	+1.473	10:32:03.630
12	55.360	+3.441	10:32:58.990
13	53.999	+2.080	10:33:52.989
14	52.965	+1.046	10:34:45.954
15	52.905	+0.986	10:35:38.859
16	54.785	+2.866	10:36:33.644

(6) Aaron Schäfer

Runde	Rundenzeit	Diff.	Tageszeit
1	54.957	+2.480	10:23:18.560
2	55.337	+2.860	10:24:13.897
3	54.954	+2.477	10:25:08.851
4	54.987	+2.510	10:26:03.838
5	54.638	+2.161	10:26:58.476
6	55.193	+2.716	10:27:53.669
7	55.137	+2.660	10:28:48.806
8	54.987	+2.510	10:29:43.793
9	52.742	+0.265	10:30:36.535
10	54.662	+2.185	10:31:31.197
11	53.634	+1.157	10:32:24.831
12	57.802	+5.325	10:33:22.633
13	55.325	+2.848	10:34:17.958
14	54.043	+1.566	10:35:12.001
15	<b>52.477</b>		10:36:04.478

(26) Jennifer Küther

Runde	Rundenzeit	Diff.	Tageszeit
1	55.522	+2.941	10:23:23.635
2	56.215	+3.634	10:24:19.850
3	54.213	+1.632	10:25:14.063
4	54.198	+1.617	10:26:08.261
5	57.266	+4.685	10:27:05.527
6	<b>52.581</b>		10:27:58.108
7	54.246	+1.665	10:28:52.354
8	52.720	+0.139	10:29:45.074
9	53.801	+1.220	10:30:38.875
10	54.980	+2.399	10:31:33.855
11	3:27.056	+2:34.475	10:35:00.911

Runde	Rundenzeit	Diff.	Tageszeit
12	54.834	+2.253	10:35:55.745
13	57.522	+4.941	10:36:53.267

(4) Sophia Liebschner


Runde	Rundenzeit	Diff.	Tageszeit
1	1:03.102	+2.927	10:23:28.732
2	1:01.913	+1.738	10:24:30.645
3	1:02.364	+2.189	10:25:33.009
4	1:01.492	+1.317	10:26:34.501
5	1:01.749	+1.574	10:27:36.250
6	1:03.827	+3.652	10:28:40.077
7	3:36.623	+2:36.448	10:32:16.700
8	1:07.315	+7.140	10:33:24.015
9	1:02.450	+2.275	10:34:26.465
10	1:00.372	+0.197	10:35:26.837
11	<b>1:00.175</b>		10:36:27.012

# Minibike Oschersleben

Einsteiger

Oschersleben 1,018 Km

1. Zeittraining Gesamt



Pos.	St.Nr.	Name	Klasse	Gesamtbestzeit In Lauf		Punkte
Ein						
1	30	Christopher Kogelbauer	Ein	40.889	1. Zeittraining Gr.2	0
2	54	Matyas Bílek	Ein	41.397	1. Zeittraining Gr.1	0
3	18	Tim Georgi	Ein	41.448	1. Zeittraining Gr.2	0
4	55	Kevin Sieder	Ein	42.055	1. Zeittraining Gr.1	0
5	16	Jonas Hähle	Ein	42.107	1. Zeittraining Gr.2	0
6	14	Matthias Meggle	Ein	42.310	1. Zeittraining Gr.2	0
7	32	Robin Nickel	Ein	43.129	1. Zeittraining Gr.2	0
8	31	Adrian Hähle	Ein	43.217	1. Zeittraining Gr.1	0
9	10	Lucas Geitner	Ein	43.225	1. Zeittraining Gr.2	0
10	34	Giuseppe Inverso	Ein	44.039	1. Zeittraining Gr.2	0
11	51	Patrik Tomes	Ein	44.400	1. Zeittraining Gr.1	0
12	3	Timon Salewski	Ein	44.449	1. Zeittraining Gr.1	0
13	22	Marco Fetz	Ein	44.958	1. Zeittraining Gr.2	0
14	52	Rudolf Árpás	Ein	45.168	1. Zeittraining Gr.2	0
15	28	Leo Waldmann	Ein	45.313	1. Zeittraining Gr.2	0
16	12	Colin Hufnagel	Ein	46.030	1. Zeittraining Gr.2	0
17	20	Philip Jork	Ein	46.490	1. Zeittraining Gr.2	0
18	146	Valentino Frankenberger	Ein	46.678	1. Zeittraining Gr.1	0
19	38	Kevin Forster	Ein	47.027	1. Zeittraining Gr.2	0
20	5	Leon Czichos	Ein	47.058	1. Zeittraining Gr.1	0
21	19	Steven Brauner	Ein	47.476	1. Zeittraining Gr.1	0
22	1	Nik Kogelbauer	Ein	49.379	1. Zeittraining Gr.1	0
23	15	Maximilian Fischer	Ein	51.024	1. Zeittraining Gr.1	0
24	8	Dominic Kassner	Ein	51.133	1. Zeittraining Gr.2	0
25	2	Lukas Franke	Ein	51.919	1. Zeittraining Gr.2	0
26	6	Aaron Schäfer	Ein	52.477	1. Zeittraining Gr.2	0
27	26	Jennifer Küther	Ein	52.581	1. Zeittraining Gr.2	0
28	25	Selina Liebschner	Ein	52.724	1. Zeittraining Gr.1	0
29	4	Sophia Liebschner	Ein	1:00.175	1. Zeittraining Gr.2	0

Ein 100

1	9	Moritz Jenkner	Ein 100	41.290	1. Zeittraining Gr.1	0
2	23	Maximilian Sohnius	Ein 100	41.371	1. Zeittraining Gr.1	0
3	27	Robin Jörger	Ein 100	42.103	1. Zeittraining Gr.1	0
4	7	Toni Erhard	Ein 100	46.237	1. Zeittraining Gr.1	0

Zeitnahmekommissar & Auswertung

Orbits

Rennleiter

*George Fuchs*







# ADAC Mini Bike Cup

Minibike Oschersleben

Nach bester Rundenzeit sortiert

Einsteiger

Oschersleben 1,018 Km

2. Zeittraining Gr.1

07.05.2011 11:15

Qualifikation (15:00 Zeit) started at 11:17:41

Pos.	St.Nr.	Name	Klasse	Runden	Beste Zeit.	Diff.	In Runde
1	9	Moritz Jenkner	Ein 100	21	40.850		17
2	23	Maximilian Sohnus	Ein 100	20	41.088	0.238	19
3	55	Kevin Sieder	Ein	14	41.278	0.428	10
4	27	Robin Jörger	Ein 100	16	41.282	0.432	3
5	54	Matyas Bílek	Ein	4	41.436	0.586	2
6	31	Adrian Hähle	Ein	20	42.681	1.831	15
7	51	Patrik Tomes	Ein	19	43.390	2.540	9
8	3	Timon Salewski	Ein	19	43.780	2.930	6
Nicht Klassifiziert (110% = 44.935)							
	5	Leon Czichos	Ein	18	45.588	4.738	17
	146	Valentino Frankenberger	Ein	18	45.662	4.812	18
	7	Toni Erhard	Ein 100	18	45.750	4.900	11
	19	Steven Brauner	Ein	17	47.094	6.244	9
	1	Nik Kogelbauer	Ein	17	47.988	7.138	17
	25	Selina Liebschner	Ein	17	49.978	9.128	17
	15	Maximilian Fischer	Ein	16	51.340	10.490	12

Zeitnahmekommissar & Auswertung

Orbits

Rennleiter

*George Fuchs*



Gedruckt: 07.05.2011 11:33:54

# Minibike Oschersleben

Einsteiger

Oschersleben 1,018 Km

2. Zeittraining Gr.1

07.05.2011 11:15

Qualifikation (15:00 Zeit) started at 11:17:41

Runde	Rundenzeit	Diff.	Tageszeit	Runde	Rundenzeit	Diff.	Tageszeit	Runde	Rundenzeit	Diff.	Tageszeit
<b>(9) Moritz Jenkner</b>				4	44.053	+2.771	11:21:22.764	3	44.851	+1.071	11:21:02.367
1	42.745	+1.895	11:19:12.496	5	41.575	+0.293	11:22:04.339	4	44.231	+0.451	11:21:46.598
2	41.681	+0.831	11:19:54.177	6	42.290	+1.008	11:22:46.629	5	43.870	+0.090	11:22:30.468
3	41.722	+0.872	11:20:35.899	7	48.238	+6.956	11:23:34.867	6	<b>43.780</b>		11:23:14.248
4	42.503	+1.653	11:21:18.402	8	3:55.500	+3:14.218	11:27:30.367	7	44.811	+1.031	11:23:59.059
5	42.055	+1.205	11:22:00.457	9	42.564	+1.282	11:28:12.931	8	44.313	+0.533	11:24:43.372
6	41.388	+0.538	11:22:41.845	10	43.424	+2.142	11:28:56.355	9	45.469	+1.689	11:25:28.841
7	41.061	+0.211	11:23:22.906	11	41.888	+0.606	11:29:38.243	10	45.119	+1.339	11:26:13.960
8	42.119	+1.269	11:24:05.025	12	42.227	+0.945	11:30:20.470	11	44.607	+0.827	11:26:58.567
9	42.224	+1.374	11:24:47.249	13	42.023	+0.741	11:31:02.493	12	46.154	+2.374	11:27:44.721
10	41.742	+0.892	11:25:28.991	14	41.904	+0.622	11:31:44.397	13	47.261	+3.481	11:28:31.982
11	44.213	+3.363	11:26:13.204	15	42.082	+0.800	11:32:26.479	14	46.400	+2.620	11:29:18.382
12	43.895	+3.045	11:26:57.099	16	43.163	+1.881	11:33:09.642	15	46.892	+3.112	11:30:05.274
13	42.161	+1.311	11:27:39.260	<b>(54) Matyas Bilek</b>				16	47.653	+3.873	11:30:52.927
14	42.185	+1.335	11:28:21.445	1	42.515	+1.079	11:19:15.441	17	45.708	+1.928	11:31:38.635
15	41.522	+0.672	11:29:02.967	2	<b>41.436</b>		11:19:56.877	18	46.024	+2.244	11:32:24.659
16	41.521	+0.671	11:29:44.488	3	41.706	+0.270	11:20:38.583	19	45.843	+2.063	11:33:10.502
17	<b>40.850</b>		11:30:25.338	4	45.498	+4.062	11:21:24.081	<b>(5) Leon Czichos</b>			
18	42.825	+1.975	11:31:08.163	<b>(31) Adrian Hähle</b>				1	51.228	+5.640	11:19:31.011
19	41.329	+0.479	11:31:49.492	1	45.050	+2.369	11:19:21.999	2	48.195	+2.607	11:20:19.206
20	41.265	+0.415	11:32:30.757	2	43.921	+1.240	11:20:05.920	3	49.127	+3.539	11:21:08.333
21	40.864	+0.014	11:33:11.621	3	43.271	+0.590	11:20:49.191	4	48.213	+2.625	11:21:56.546
<b>(23) Maximilian Sohnus</b>				4	43.077	+0.396	11:21:32.268	5	47.385	+1.797	11:22:43.931
1	47.113	+6.025	11:19:21.072	5	45.947	+3.266	11:22:18.215	6	47.182	+1.594	11:23:31.113
2	43.010	+1.922	11:20:04.082	6	44.122	+1.441	11:23:02.337	7	47.891	+2.303	11:24:19.004
3	42.506	+1.418	11:20:46.588	7	46.134	+3.453	11:23:48.471	8	46.949	+1.361	11:25:05.953
4	43.231	+2.143	11:21:29.819	8	45.011	+2.330	11:24:33.482	9	46.713	+1.125	11:25:52.666
5	44.350	+3.262	11:22:14.169	9	46.289	+3.608	11:25:19.771	10	46.672	+1.084	11:26:39.338
6	41.952	+0.864	11:22:56.121	10	43.274	+0.593	11:26:03.045	11	46.762	+1.174	11:27:26.100
7	44.834	+3.746	11:23:40.955	11	43.123	+0.442	11:26:46.168	12	46.158	+0.570	11:28:12.258
8	41.899	+0.811	11:24:22.854	12	46.013	+3.332	11:27:32.181	13	47.220	+1.632	11:28:59.478
9	43.201	+2.113	11:25:06.055	13	42.952	+0.271	11:28:15.133	14	46.489	+0.901	11:29:45.967
10	43.534	+2.446	11:25:49.589	14	43.339	+0.658	11:28:58.472	15	46.602	+1.014	11:30:32.569
11	42.195	+1.107	11:26:31.784	15	<b>42.681</b>		11:29:41.153	16	45.787	+0.199	11:31:18.356
12	41.514	+0.426	11:27:13.298	16	42.828	+0.147	11:30:23.981	17	<b>45.588</b>		11:32:03.944
13	41.411	+0.323	11:27:54.709	17	45.595	+2.914	11:31:09.576	18	46.357	+0.769	11:32:50.301
14	43.711	+2.623	11:28:38.420	18	43.567	+0.886	11:31:53.143	<b>(146) Valentino Frankenberger</b>			
15	41.411	+0.323	11:29:19.831	19	42.761	+0.080	11:32:35.904	1	51.042	+5.380	11:19:42.298
16	44.997	+3.909	11:30:04.828	20	42.970	+0.289	11:33:18.874	2	49.779	+4.117	11:20:32.077
17	43.096	+2.008	11:30:47.924	<b>(51) Patrik Tomes</b>				3	49.145	+3.483	11:21:21.222
18	41.501	+0.413	11:31:29.425	1	49.710	+6.320	11:19:33.553	4	48.866	+3.204	11:22:10.088
19	<b>41.088</b>		11:32:10.513	2	47.204	+3.814	11:20:20.757	5	47.856	+2.194	11:22:57.944
20	41.260	+0.172	11:32:51.773	3	45.704	+2.314	11:21:06.461	6	48.382	+2.720	11:23:46.326
<b>(55) Kevin Sieder</b>				4	44.830	+1.440	11:21:51.291	7	48.188	+2.526	11:24:34.514
1	43.881	+2.603	11:19:13.060	5	44.006	+0.616	11:22:35.297	8	47.428	+1.766	11:25:21.942
2	42.083	+0.805	11:19:55.143	6	44.196	+0.806	11:23:19.493	9	47.531	+1.869	11:26:09.473
3	41.918	+0.640	11:20:37.061	7	45.048	+1.658	11:24:04.541	10	47.901	+2.239	11:26:57.374
4	44.266	+2.988	11:21:21.327	8	44.397	+1.007	11:24:48.938	11	46.937	+1.275	11:27:44.311
5	42.779	+1.501	11:22:04.106	9	<b>43.390</b>		11:25:32.328	12	46.355	+0.693	11:28:30.666
6	42.919	+1.641	11:22:47.025	10	43.410	+0.020	11:26:15.738	13	47.209	+1.547	11:29:17.875
7	42.239	+0.961	11:23:29.264	11	44.965	+1.575	11:27:00.703	14	46.601	+0.939	11:30:04.476
8	41.681	+0.403	11:24:10.945	12	44.592	+1.202	11:27:45.295	15	47.433	+1.771	11:30:51.909
9	41.724	+0.446	11:24:52.669	13	45.867	+2.477	11:28:31.162	16	45.867	+0.205	11:31:37.776
10	<b>41.278</b>		11:25:33.947	14	46.917	+3.527	11:29:18.079	17	45.972	+0.310	11:32:23.748
11	42.193	+0.915	11:26:16.140	15	46.112	+2.722	11:30:04.191	18	<b>45.662</b>		11:33:09.410
12	1:56.591	+1:15.313	11:28:12.731	16	43.479	+0.089	11:30:47.670	<b>(7) Toni Erhard</b>			
13	43.099	+1.821	11:28:55.830	17	43.566	+0.176	11:31:31.236	1	52.980	+7.230	11:19:42.979
14	41.637	+0.359	11:29:37.467	18	44.619	+1.229	11:32:15.855	2	49.849	+4.099	11:20:32.828
<b>(27) Robin Jörger</b>				19	43.693	+0.303	11:32:59.548	3	52.751	+7.001	11:21:25.579
1	42.277	+0.995	11:19:16.096	<b>(3) Timon Salewski</b>				4	48.560	+2.810	11:22:14.139
2	41.333	+0.051	11:19:57.429	1	49.892	+6.112	11:19:31.593	5	47.064	+1.314	11:23:01.203
3	<b>41.282</b>		11:20:38.711	2	45.923	+2.143	11:20:17.516	6	47.086	+1.336	11:23:48.289
								7	46.914	+1.164	11:24:35.203

# Minibike Oschersleben

Einsteiger

Oschersleben 1,018 Km

2. Zeittraining Gr.1

07.05.2011 11:15

Qualifikation (15:00 Zeit) started at 11:17:41

Runde	Rundenzeit	Diff.	Tageszeit
8	47.171	+1.421	11:25:22.374
9	47.641	+1.891	11:26:10.015
10	47.739	+1.989	11:26:57.754
11	<b>45.750</b>		11:27:43.504
12	47.030	+1.280	11:28:30.534
13	47.099	+1.349	11:29:17.633
14	46.679	+0.929	11:30:04.312
15	48.036	+2.286	11:30:52.348
16	45.780	+0.030	11:31:38.128
17	46.090	+0.340	11:32:24.218
18	45.985	+0.235	11:33:10.203

(19) Steven Brauner

1	53.046	+5.952	11:19:37.364
2	54.738	+7.644	11:20:32.102
3	53.051	+5.957	11:21:25.153
4	51.027	+3.933	11:22:16.180
5	48.320	+1.226	11:23:04.500
6	48.411	+1.317	11:23:52.911
7	48.039	+0.945	11:24:40.950
8	47.656	+0.562	11:25:28.606
9	<b>47.094</b>		11:26:15.700
10	47.250	+0.156	11:27:02.950
11	47.769	+0.675	11:27:50.719
12	49.339	+2.245	11:28:40.058
13	49.602	+2.508	11:29:29.660
14	48.163	+1.069	11:30:17.823
15	49.990	+2.896	11:31:07.813
16	48.618	+1.524	11:31:56.431
17	48.008	+0.914	11:32:44.439

(1) Nik Kogelbauer

1	52.474	+4.486	11:19:32.648
2	49.533	+1.545	11:20:22.181
3	49.685	+1.697	11:21:11.866
4	49.978	+1.990	11:22:01.844
5	49.771	+1.783	11:22:51.615
6	50.405	+2.417	11:23:42.020
7	49.665	+1.677	11:24:31.685
8	49.957	+1.969	11:25:21.642
9	49.517	+1.529	11:26:11.159
10	49.136	+1.148	11:27:00.295
11	50.035	+2.047	11:27:50.330
12	48.980	+0.992	11:28:39.310
13	50.008	+2.020	11:29:29.318
14	48.179	+0.191	11:30:17.497
15	49.391	+1.403	11:31:06.888
16	49.076	+1.088	11:31:55.964
17	<b>47.988</b>		11:32:43.952

(25) Selina Liebschner

1	54.593	+4.615	11:19:36.580
2	54.931	+4.953	11:20:31.511
3	53.009	+3.031	11:21:24.520
4	53.031	+3.053	11:22:17.551
5	52.839	+2.861	11:23:10.390
6	54.358	+4.380	11:24:04.748
7	52.593	+2.615	11:24:57.341
8	52.178	+2.200	11:25:49.519
9	51.815	+1.837	11:26:41.334
10	50.912	+0.934	11:27:32.246
11	50.448	+0.470	11:28:22.694
12	50.045	+0.067	11:29:12.739
13	51.054	+1.076	11:30:03.793
14	51.437	+1.459	11:30:55.230
15	50.062	+0.084	11:31:45.292

Runde	Rundenzeit	Diff.	Tageszeit
16	50.143	+0.165	11:32:35.435
17	<b>49.978</b>		11:33:25.413

(15) Maximilian Fischer

1	56.032	+4.692	11:19:41.485
2	55.298	+3.958	11:20:36.783
3	53.096	+1.756	11:21:29.879
4	52.062	+0.722	11:22:21.941
5	51.735	+0.395	11:23:13.676
6	53.110	+1.770	11:24:06.786
7	52.712	+1.372	11:24:59.498
8	53.061	+1.721	11:25:52.559
9	53.188	+1.848	11:26:45.747
10	53.315	+1.975	11:27:39.062
11	52.460	+1.120	11:28:31.522
12	<b>51.340</b>		11:29:22.862
13	52.962	+1.622	11:30:15.824
14	53.911	+2.571	11:31:09.735
15	51.870	+0.530	11:32:01.605
16	52.723	+1.383	11:32:54.328

Zeitnahmekommissar & Auswertung

Orbits

Rennleiter

*Georg Gubler*



# Minibike Oschersleben

Nach bester Rundenzeit sortiert

Einsteiger

Oschersleben 1,018 Km

2. Zeittraining Gr.1

07.05.2011 11:15

Qualifikation (15:00 Zeit) started at 11:17:41

Pos.	St.Nr.	Name	Klasse	Runden	Beste Zeit.	Diff.	In Runde
Ein							
1	55	Kevin Sieder	Ein	14	41.278		10
2	54	Matyas Bílek	Ein	4	41.436	0.158	2
3	31	Adrian Hähle	Ein	20	42.681	1.403	15
4	51	Patrik Tomes	Ein	19	43.390	2.112	9
5	3	Timon Salewski	Ein	19	43.780	2.502	6
Nicht Klassifiziert (110% = 44.935)							
	5	Leon Czichos	Ein	18	45.588	4.310	17
	146	Valentino Frankenberger	Ein	18	45.662	4.384	18
	19	Steven Brauner	Ein	17	47.094	5.816	9
	1	Nik Kogelbauer	Ein	17	47.988	6.710	17
	25	Selina Liebschner	Ein	17	49.978	8.700	17
	15	Maximilian Fischer	Ein	16	51.340	10.062	12
Ein 100							
	1	9 Moritz Jenkner	Ein 100	21	40.850		17
	2	23 Maximilian Sohnius	Ein 100	20	41.088	0.238	19
	3	27 Robin Jörger	Ein 100	16	41.282	0.432	3
Nicht Klassifiziert (110% = 44.935)							
	7	Toni Erhard	Ein 100	18	45.750	4.900	11



# ADAC Mini Bike Cup

Minibike Oschersleben

Nach bester Rundenzeit sortiert

Einsteiger

Oschersleben 1,018 Km

2. Zeittraining Gr.2

07.05.2011 11:33

Qualifikation started at 11:36:34

Pos.	St.Nr.	Name	Klasse	Runden	Beste Zeit.	Diff.	In Runde
1	30	Christopher Kogelbauer	Ein	17	40.245		14
2	18	Tim Georgi	Ein	21	40.793	0.548	17
3	16	Jonas Hähle	Ein	20	41.847	1.602	12
4	32	Robin Nickel	Ein	15	42.227	1.982	14
5	10	Lucas Geitner	Ein	20	42.352	2.107	17
6	14	Matthias Meggle	Ein	17	42.353	2.108	14
7	52	Rudolf Árpás	Ein	19	42.768	2.523	19
8	34	Giuseppe Inverso	Ein	17	43.570	3.325	14

Nicht Klassifiziert (110% = 44.269)

12	Colin Hufnagel	Ein	17	44.537	4.292	16
22	Marco Fetz	Ein	19	44.693	4.448	19
28	Leo Waldmann	Ein	19	44.972	4.727	13
38	Kevin Forster	Ein	18	45.110	4.865	16
20	Philip Jork	Ein	19	45.677	5.432	14
6	Aaron Schäfer	Ein	18	46.780	6.535	15
8	Dominic Kassner	Ein	17	49.238	8.993	13
2	Lukas Franke	Ein	17	50.710	10.465	11
26	Jennifer Küther	Ein	12	53.154	12.909	9
4	Sophia Liebschner	Ein	7	1:00.329	20.084	5

Zeitnahmekommissar & Auswertung

Orbits

Rennleiter

*Georg Fuchs*



Gedruckt: 07.05.2011 11:52:38

# Minibike Oschersleben

Einsteiger

Oschersleben 1,018 Km

2. Zeittraining Gr.2

07.05.2011 11:33

Qualifikation started at 11:36:34

Runde	Rundenzeit	Diff.	Tageszeit
<b>(30) Christopher Kogelbauer</b>			
1	2:05.583	+1:25.338	11:39:25.111
2	41.989	+1.744	11:40:07.100
3	41.963	+1.718	11:40:49.063
4	42.088	+1.843	11:41:31.151
5	41.503	+1.258	11:42:12.654
6	42.858	+2.613	11:42:55.512
7	2:10.587	+1:30.342	11:45:06.099
8	40.843	+0.598	11:45:46.942
9	43.044	+2.799	11:46:29.986
10	41.879	+1.634	11:47:11.865
11	42.457	+2.212	11:47:54.322
12	45.086	+4.841	11:48:39.408
13	41.730	+1.485	11:49:21.138
14	<b>40.245</b>		11:50:01.383
15	40.869	+0.624	11:50:42.252
16	46.638	+6.393	11:51:28.890
17	41.540	+1.295	11:52:10.430

Runde	Rundenzeit	Diff.	Tageszeit
<b>(18) Tim Georgi</b>			
1	42.802	+2.009	11:37:57.426
2	43.113	+2.320	11:38:40.539
3	45.284	+4.491	11:39:25.823
4	42.074	+1.281	11:40:07.897
5	42.031	+1.238	11:40:49.928
6	42.659	+1.866	11:41:32.587
7	41.298	+0.505	11:42:13.885
8	41.921	+1.128	11:42:55.806
9	43.967	+3.174	11:43:39.773
10	42.059	+1.266	11:44:21.832
11	42.587	+1.794	11:45:04.419
12	41.312	+0.519	11:45:45.731
13	44.086	+3.293	11:46:29.817
14	40.939	+0.146	11:47:10.756
15	41.890	+1.097	11:47:52.646
16	42.112	+1.319	11:48:34.758
17	<b>40.793</b>		11:49:15.551
18	41.834	+1.041	11:49:57.385
19	42.071	+1.278	11:50:39.456
20	42.876	+2.083	11:51:22.332
21	42.000	+1.207	11:52:04.332

Runde	Rundenzeit	Diff.	Tageszeit
<b>(16) Jonas Hähle</b>			
1	48.109	+6.262	11:38:19.450
2	42.877	+1.030	11:39:02.327
3	43.308	+1.461	11:39:45.635
4	43.383	+1.536	11:40:29.018
5	43.699	+1.852	11:41:12.717
6	42.474	+0.627	11:41:55.191
7	42.517	+0.670	11:42:37.708
8	42.185	+0.338	11:43:19.893
9	42.489	+0.642	11:44:02.382
10	42.166	+0.319	11:44:44.548
11	43.043	+1.196	11:45:27.591
12	<b>41.847</b>		11:46:09.438
13	42.244	+0.397	11:46:51.682
14	42.145	+0.298	11:47:33.827
15	42.784	+0.937	11:48:16.611
16	44.089	+2.242	11:49:00.700
17	41.934	+0.087	11:49:42.634
18	42.069	+0.222	11:50:24.703
19	42.019	+0.172	11:51:06.722
20	42.534	+0.687	11:51:49.256

Runde	Rundenzeit	Diff.	Tageszeit
<b>(32) Robin Nickel</b>			

Runde	Rundenzeit	Diff.	Tageszeit
1	2:06.973	+1:24.746	11:39:29.010
2	44.363	+2.136	11:40:13.373
3	43.549	+1.322	11:40:56.922
4	43.307	+1.080	11:41:40.229
5	42.711	+0.484	11:42:22.940
6	43.597	+1.370	11:43:06.537
7	44.766	+2.539	11:43:51.303
8	44.431	+2.204	11:44:35.734
9	43.607	+1.380	11:45:19.341
10	43.094	+0.867	11:46:02.435
11	2:45.466	+2:03.239	11:48:47.901
12	44.933	+2.706	11:49:32.834
13	42.538	+0.311	11:50:15.372
14	<b>42.227</b>		11:50:57.599
15	44.535	+2.308	11:51:42.134

Runde	Rundenzeit	Diff.	Tageszeit
<b>(10) Lucas Geitner</b>			
1	46.014	+3.662	11:38:03.783
2	44.725	+2.373	11:38:48.508
3	45.282	+2.930	11:39:33.790
4	43.522	+1.170	11:40:17.312
5	43.651	+1.299	11:41:00.963
6	43.120	+0.768	11:41:44.083
7	42.786	+0.434	11:42:26.869
8	43.100	+0.748	11:43:09.969
9	43.667	+1.315	11:43:53.636
10	43.354	+1.002	11:44:36.990
11	44.342	+1.990	11:45:21.332
12	42.903	+0.551	11:46:04.235
13	42.750	+0.398	11:46:46.985
14	43.332	+0.980	11:47:30.317
15	42.892	+0.540	11:48:13.209
16	42.605	+0.253	11:48:55.814
17	<b>42.352</b>		11:49:38.166
18	43.152	+0.800	11:50:21.318
19	43.014	+0.662	11:51:04.332
20	45.183	+2.831	11:51:49.515

Runde	Rundenzeit	Diff.	Tageszeit
<b>(14) Matthias Meggle</b>			
1	3:05.928	+2:23.575	11:40:28.289
2	45.533	+3.180	11:41:13.822
3	44.970	+2.617	11:41:58.792
4	43.781	+1.428	11:42:42.573
5	43.175	+0.822	11:43:25.748
6	43.948	+1.595	11:44:09.696
7	43.781	+1.428	11:44:53.477
8	42.877	+0.524	11:45:36.354
9	43.025	+0.672	11:46:19.379
10	44.678	+2.325	11:47:04.057
11	45.590	+3.237	11:47:49.647
12	42.515	+0.162	11:48:32.162
13	42.446	+0.093	11:49:14.608
14	<b>42.353</b>		11:49:56.961
15	43.196	+0.843	11:50:40.157
16	47.161	+4.808	11:51:27.318
17	42.818	+0.465	11:52:10.136

Runde	Rundenzeit	Diff.	Tageszeit
<b>(52) Rudolf Árpás</b>			
1	54.327	+11.559	11:38:26.317
2	47.415	+4.647	11:39:13.732
3	47.023	+4.255	11:40:00.755
4	47.778	+5.010	11:40:48.533
5	46.811	+4.043	11:41:35.344
6	45.395	+2.627	11:42:20.739
7	45.138	+2.370	11:43:05.877
8	45.076	+2.308	11:43:50.953

Runde	Rundenzeit	Diff.	Tageszeit
9	46.152	+3.384	11:44:37.105
10	47.403	+4.635	11:45:24.508
11	44.299	+1.531	11:46:08.807
12	44.678	+1.910	11:46:53.485
13	43.712	+0.944	11:47:37.197
14	44.097	+1.329	11:48:21.294
15	43.739	+0.971	11:49:05.033
16	46.331	+3.563	11:49:51.364
17	46.127	+3.359	11:50:37.491
18	43.927	+1.159	11:51:21.418
19	<b>42.768</b>		11:52:04.186

Runde	Rundenzeit	Diff.	Tageszeit
<b>(34) Giuseppe Inverso</b>			
1	46.951	+3.381	11:38:13.695
2	45.781	+2.211	11:38:59.476
3	46.917	+3.347	11:39:46.393
4	47.365	+3.795	11:40:33.758
5	45.954	+2.384	11:41:19.712
6	44.959	+1.389	11:42:04.671
7	2:11.895	+1:28.325	11:44:16.566
8	44.849	+1.279	11:45:01.415
9	43.989	+0.419	11:45:45.404
10	44.300	+0.730	11:46:29.704
11	43.741	+0.171	11:47:13.445
12	44.862	+1.292	11:47:58.307
13	44.316	+0.746	11:48:42.623
14	<b>43.570</b>		11:49:26.193
15	44.764	+1.194	11:50:10.957
16	44.256	+0.686	11:50:55.213
17	45.066	+1.496	11:51:40.279

Runde	Rundenzeit	Diff.	Tageszeit
<b>(12) Colin Hufnagel</b>			
1	47.738	+3.201	11:38:12.901
2	46.513	+1.976	11:38:59.414
3	46.683	+2.146	11:39:46.097
4	48.165	+3.628	11:40:34.262
5	47.710	+3.173	11:41:21.972
6	1:57.462	+1:12.925	11:43:19.434
7	46.389	+1.852	11:44:05.823
8	44.614	+1.077	11:44:51.437
9	45.751	+0.214	11:45:36.188
10	45.276	+0.739	11:46:21.464
11	46.558	+2.021	11:47:08.022
12	46.160	+1.623	11:47:54.182
13	46.308	+1.771	11:48:40.490
14	45.211	+0.674	11:49:25.701
15	44.867	+0.330	11:50:10.568
16	<b>44.537</b>		11:50:55.105
17	44.789	+0.252	11:51:39.894

Runde	Rundenzeit	Diff.	Tageszeit
<b>(22) Marco Fetz</b>			
1	48.104	+3.411	11:38:09.489
2	47.544	+2.851	11:38:57.033
3	48.333	+3.640	11:39:45.366
4	46.715	+2.022	11:40:32.081
5	46.298	+1.605	11:41:18.379
6	45.903	+1.210	11:42:04.282
7	49.194	+4.501	11:42:53.476
8	46.624	+1.931	11:43:40.100
9	44.881	+0.188	11:44:24.981
10	44.934	+0.241	11:45:09.915
11	45.741	+1.048	11:45:55.656
12	45.193	+0.500	11:46:40.849
13	45.876	+1.183	11:47:26.725
14	44.833	+0.140	11:48:11.558
15	44.791	+0.098	11:48:56.349

# Minibike Oschersleben

Einsteiger

Oschersleben 1,018 Km

2. Zeittraining Gr.2

07.05.2011 11:33

Qualifikation started at 11:36:34

Runde	Rundenzeit	Diff.	Tageszeit
16	45.700	+1.007	11:49:42.049
17	45.697	+1.004	11:50:27.746
18	44.862	+0.169	11:51:12.608
19	<b>44.693</b>		11:51:57.301

(28) Leo Waldmann

Runde	Rundenzeit	Diff.	Tageszeit
1	48.243	+3.271	11:38:09.299
2	47.423	+2.451	11:38:56.722
3	48.624	+3.652	11:39:45.346
4	48.115	+3.143	11:40:33.461
5	48.038	+3.066	11:41:21.499
6	47.126	+2.154	11:42:08.625
7	46.735	+1.763	11:42:55.360
8	47.436	+2.464	11:43:42.796
9	47.509	+2.537	11:44:30.305
10	45.409	+0.437	11:45:15.714
11	46.464	+1.492	11:46:02.178
12	46.081	+1.109	11:46:48.259
13	<b>44.972</b>		11:47:33.231
14	45.456	+0.484	11:48:18.687
15	45.882	+0.910	11:49:04.569
16	47.566	+2.594	11:49:52.135
17	46.703	+1.731	11:50:38.838
18	50.511	+5.539	11:51:29.349
19	46.712	+1.740	11:52:16.061

(38) Kevin Forster

Runde	Rundenzeit	Diff.	Tageszeit
1	51.906	+6.796	11:38:20.868
2	50.512	+5.402	11:39:11.380
3	48.207	+3.097	11:39:59.587
4	47.432	+2.322	11:40:47.019
5	48.199	+3.089	11:41:35.218
6	47.113	+2.003	11:42:22.331
7	47.780	+2.670	11:43:10.111
8	46.820	+1.710	11:43:56.931
9	47.086	+1.976	11:44:44.017
10	46.491	+1.381	11:45:30.508
11	46.305	+1.195	11:46:16.813
12	46.436	+1.326	11:47:03.249
13	46.360	+1.250	11:47:49.609
14	46.258	+1.148	11:48:35.867
15	46.175	+1.065	11:49:22.042
16	<b>45.110</b>		11:50:07.152
17	45.602	+0.492	11:50:52.754
18	46.449	+1.339	11:51:39.203

(20) Philip Jork

Runde	Rundenzeit	Diff.	Tageszeit
1	47.983	+2.306	11:38:07.455
2	47.200	+1.523	11:38:54.655
3	46.570	+0.893	11:39:41.225
4	47.500	+1.823	11:40:28.725
5	47.148	+1.471	11:41:15.873
6	46.005	+0.328	11:42:01.878
7	47.009	+1.332	11:42:48.887
8	46.359	+0.682	11:43:35.246
9	46.268	+0.591	11:44:21.514
10	46.205	+0.528	11:45:07.719
11	46.848	+1.171	11:45:54.567
12	46.061	+0.384	11:46:40.628
13	46.752	+1.075	11:47:27.380
14	<b>45.677</b>		11:48:13.057
15	46.237	+0.560	11:48:59.294
16	46.641	+0.964	11:49:45.935
17	51.565	+5.888	11:50:37.500
18	52.195	+6.518	11:51:29.695
19	47.557	+1.880	11:52:17.252

Runde	Rundenzeit	Diff.	Tageszeit
(6) Aaron Schäfer			
1	53.268	+6.488	11:38:19.406
2	52.334	+5.554	11:39:11.740
3	50.242	+3.462	11:40:01.982
4	52.116	+5.336	11:40:54.098
5	51.492	+4.712	11:41:45.590
6	49.242	+2.462	11:42:34.832
7	48.355	+1.575	11:43:23.187
8	49.188	+2.408	11:44:12.375
9	50.103	+3.323	11:45:02.478
10	48.157	+1.377	11:45:50.635
11	49.208	+2.428	11:46:39.843
12	48.778	+1.998	11:47:28.621
13	47.834	+1.054	11:48:16.455
14	47.722	+0.942	11:49:04.177
15	<b>46.780</b>		11:49:50.957
16	47.287	+0.507	11:50:38.244
17	51.971	+5.191	11:51:30.215
18	47.672	+0.892	11:52:17.887

(8) Dominic Kassner

Runde	Rundenzeit	Diff.	Tageszeit
1	55.811	+6.573	11:38:27.584
2	54.956	+5.718	11:39:22.540
3	52.312	+3.074	11:40:14.852
4	52.612	+3.374	11:41:07.464
5	52.372	+3.134	11:41:59.836
6	54.714	+5.476	11:42:54.550
7	51.476	+2.238	11:43:46.026
8	50.510	+1.272	11:44:36.536
9	49.879	+0.641	11:45:26.415
10	51.254	+2.016	11:46:17.669
11	49.967	+0.729	11:47:07.636
12	50.728	+1.490	11:47:58.364
13	<b>49.238</b>		11:48:47.602
14	49.545	+0.307	11:49:37.147
15	50.435	+1.197	11:50:27.582
16	49.338	+0.100	11:51:16.920
17	50.006	+0.768	11:52:06.926

(2) Lukas Franke

Runde	Rundenzeit	Diff.	Tageszeit
1	55.764	+5.054	11:38:26.229
2	54.522	+3.812	11:39:20.751
3	53.303	+2.593	11:40:14.054
4	52.605	+1.895	11:41:06.659
5	52.294	+1.584	11:41:58.953
6	52.291	+1.581	11:42:51.244
7	51.284	+0.574	11:43:42.528
8	52.776	+2.066	11:44:35.304
9	52.439	+1.729	11:45:27.743
10	51.406	+0.696	11:46:19.149
11	<b>50.710</b>		11:47:09.859
12	51.817	+1.107	11:48:01.676
13	52.170	+1.460	11:48:53.846
14	51.784	+1.074	11:49:45.630
15	51.584	+0.874	11:50:37.214
16	51.950	+1.240	11:51:29.164
17	52.577	+1.867	11:52:21.741

(26) Jennifer Küther

Runde	Rundenzeit	Diff.	Tageszeit
1	58.182	+5.028	11:38:38.119
2	57.156	+4.002	11:39:35.275
3	55.178	+2.024	11:40:30.453
4	56.254	+3.100	11:41:26.707
5	54.085	+0.931	11:42:20.792
6	54.651	+1.497	11:43:15.443

Runde	Rundenzeit	Diff.	Tageszeit
7	54.366	+1.212	11:44:09.809
8	56.673	+3.519	11:45:06.482
9	<b>53.154</b>		11:45:59.636
10	56.920	+3.766	11:46:56.556
11	3:55.686	+3:02.532	11:50:52.242
12	1:00.043	+6.889	11:51:52.285

(4) Sophia Liebschner


Runde	Rundenzeit	Diff.	Tageszeit
1	1:06.632	+6.303	11:38:46.402
2	1:03.528	+3.199	11:39:49.930
3	1:02.879	+2.550	11:40:52.809
4	1:00.513	+0.184	11:41:53.322
5	<b>1:00.329</b>		11:42:53.651
6	1:01.579	+1.250	11:43:55.230
7	1:00.630	+0.301	11:44:55.860

# Minibike Oschersleben

Einsteiger

Oschersleben 1,018 Km

2. Zeittraining Gesamt



Pos.	St.Nr.	Name	Klasse	Gesamtbzeit	In Lauf	Punkte
Ein						
1	30	Christopher Kogelbauer	Ein	40.245	2. Zeittraining Gr.2	0
2	18	Tim Georgi	Ein	40.793	2. Zeittraining Gr.2	0
3	55	Kevin Sieder	Ein	41.278	2. Zeittraining Gr.1	0
4	54	Matyas Bílek	Ein	41.436	2. Zeittraining Gr.1	0
5	16	Jonas Hähle	Ein	41.847	2. Zeittraining Gr.2	0
6	32	Robin Nickel	Ein	42.227	2. Zeittraining Gr.2	0
7	10	Lucas Geitner	Ein	42.352	2. Zeittraining Gr.2	0
8	14	Matthias Meggle	Ein	42.353	2. Zeittraining Gr.2	0
9	31	Adrian Hähle	Ein	42.681	2. Zeittraining Gr.1	0
10	52	Rudolf Árpás	Ein	42.768	2. Zeittraining Gr.2	0
11	51	Patrik Tomes	Ein	43.390	2. Zeittraining Gr.1	0
12	34	Giuseppe Inverso	Ein	43.570	2. Zeittraining Gr.2	0
13	3	Timon Salewski	Ein	43.780	2. Zeittraining Gr.1	0
14	12	Colin Hufnagel	Ein	44.537	2. Zeittraining Gr.2	0
15	22	Marco Fetz	Ein	44.693	2. Zeittraining Gr.2	0
16	28	Leo Waldmann	Ein	44.972	2. Zeittraining Gr.2	0
17	38	Kevin Forster	Ein	45.110	2. Zeittraining Gr.2	0
18	5	Leon Czichos	Ein	45.588	2. Zeittraining Gr.1	0
19	146	Valentino Frankenberger	Ein	45.662	2. Zeittraining Gr.1	0
20	20	Philip Jork	Ein	45.677	2. Zeittraining Gr.2	0
21	6	Aaron Schäfer	Ein	46.780	2. Zeittraining Gr.2	0
22	19	Steven Brauner	Ein	47.094	2. Zeittraining Gr.1	0
23	1	Nik Kogelbauer	Ein	47.988	2. Zeittraining Gr.1	0
24	8	Dominic Kassner	Ein	49.238	2. Zeittraining Gr.2	0
25	25	Selina Liebschner	Ein	49.978	2. Zeittraining Gr.1	0
26	2	Lukas Franke	Ein	50.710	2. Zeittraining Gr.2	0
27	15	Maximilian Fischer	Ein	51.340	2. Zeittraining Gr.1	0
28	26	Jennifer Küther	Ein	53.154	2. Zeittraining Gr.2	0
29	4	Sophia Liebschner	Ein	1:00.329	2. Zeittraining Gr.2	0

Ein 100

1	9	Moritz Jenkner	Ein 100	40.850	2. Zeittraining Gr.1	0
2	23	Maximilian Sohnius	Ein 100	41.088	2. Zeittraining Gr.1	0
3	27	Robin Jörger	Ein 100	41.282	2. Zeittraining Gr.1	0
4	7	Toni Erhard	Ein 100	45.750	2. Zeittraining Gr.1	0

Zeitnahmekommissar & Auswertung

Orbits

Rennleiter

*George Fuchs*






# Minibike Oschersleben

Einsteiger

Oschersleben 1,018 Km

2. Zeittraining Gesamt



Pos.	St.Nr.	Name	Klasse	Gesamtbestzeit	In Lauf	Punkte
1	30	Christopher Kogelbauer	Ein	40.245	2. Zeittraining Gr.2	0
2	18	Tim Georgi	Ein	40.793	2. Zeittraining Gr.2	0
3	9	Moritz Jenkner	Ein 100	40.850	2. Zeittraining Gr.1	0
4	23	Maximilian Sohnius	Ein 100	41.088	2. Zeittraining Gr.1	0
5	55	Kevin Sieder	Ein	41.278	2. Zeittraining Gr.1	0
6	27	Robin Jörger	Ein 100	41.282	2. Zeittraining Gr.1	0
7	54	Matyas Bílek	Ein	41.436	2. Zeittraining Gr.1	0
8	16	Jonas Hähle	Ein	41.847	2. Zeittraining Gr.2	0
9	32	Robin Nickel	Ein	42.227	2. Zeittraining Gr.2	0
10	10	Lucas Geitner	Ein	42.352	2. Zeittraining Gr.2	0
11	14	Matthias Meggle	Ein	42.353	2. Zeittraining Gr.2	0
12	31	Adrian Hähle	Ein	42.681	2. Zeittraining Gr.1	0
13	52	Rudolf Árpás	Ein	42.768	2. Zeittraining Gr.2	0
14	51	Patrik Tomes	Ein	43.390	2. Zeittraining Gr.1	0
15	34	Giuseppe Inverso	Ein	43.570	2. Zeittraining Gr.2	0
16	3	Timon Salewski	Ein	43.780	2. Zeittraining Gr.1	0
Nicht Klassifiziert (110% = 44.269)						
17	12	Colin Hufnagel	Ein	44.537	2. Zeittraining Gr.2	0
18	22	Marco Fetz	Ein	44.693	2. Zeittraining Gr.2	0
19	28	Leo Waldmann	Ein	44.972	2. Zeittraining Gr.2	0
20	38	Kevin Forster	Ein	45.110	2. Zeittraining Gr.2	0
21	5	Leon Czichos	Ein	45.588	2. Zeittraining Gr.1	0
22	146	Valentino Frankenberger	Ein	45.662	2. Zeittraining Gr.1	0
23	20	Philip Jork	Ein	45.677	2. Zeittraining Gr.2	0
24	7	Toni Erhard	Ein 100	45.750	2. Zeittraining Gr.1	0
25	6	Aaron Schäfer	Ein	46.780	2. Zeittraining Gr.2	0
26	19	Steven Brauner	Ein	47.094	2. Zeittraining Gr.1	0
27	1	Nik Kogelbauer	Ein	47.988	2. Zeittraining Gr.1	0
28	8	Dominic Kassner	Ein	49.238	2. Zeittraining Gr.2	0
29	25	Selina Liebschner	Ein	49.978	2. Zeittraining Gr.1	0
30	2	Lukas Franke	Ein	50.710	2. Zeittraining Gr.2	0
31	15	Maximilian Fischer	Ein	51.340	2. Zeittraining Gr.1	0
32	26	Jennifer Küther	Ein	53.154	2. Zeittraining Gr.2	0
33	4	Sophia Liebschner	Ein	1:00.329	2. Zeittraining Gr.2	0



# ADAC Mini Bike Cup

## Minibike Oschersleben

Nach Runden sortiert

Einsteiger

Oschersleben 1,018 Km

B-Finale

07.05.2011 13:15

Rennen (14 Runden) started at 13:20:14

Pos.	St.Nr.	Name	Ort	Nat.	tunden	Gesamtzeit	Fahrzeug	Team
1	22	Marco Fetz	Merkendorf	GE	14	10:29.466	NSR 50	ADAC Team Nordbayern e.V.
2	<b>12</b>	Colin Hufnagel	<b>Erzhausen</b>	<b>GE</b>	14	10:32.637	<b>NSR 50</b>	<b>ADAC Hessen Thüringen e.V.</b>
3	146	Valentino Frankenberger			14	10:47.098	NSR 50	
4	20	Philip Jork	Naumburg	GE	14	10:49.382	NSR 50	1. MSC Jena e.V.
5	38	Kevin Forster	Wernberg-Köblitz	GE	14	10:50.014	NSR 50	ADAC Nordbayern e.V.
6	5	Leon Czichos	Stadland	GE	14	10:53.089	NSR 50	-
7	28	Leo Waldmann	Obing	GE	14	11:04.300	NSR 50	Waldi Racing
8	7	Toni Erhard	Schwarzenberg	GE	14	11:04.898	NSF 100	ADAC Racing Team AMC Sari
9	1	Nik Kogelbauer	Langenfeld	GE	13	10:31.943	NSR 50	SK RACING TEAM
10	8	Dominic Kassner	Chemnitz	GE	13	10:44.359	NSR 50	ADAC Sachsen e.V.
11	19	Steven Brauner	Zaberfeld	GE	13	10:45.095	NSR 50	ADAC Württemberg e.V.
12	25	Selina Liebschner	Untersiemau	GE	13	11:04.444	NSR 50	ADAC Team Nordbayern e.V.
13	2	Lukas Franke	Naumburg	GE	13	11:12.246	NSR 50	ADAC Racing Team AMC Sari

Nicht Klassifiziert (75% = 11 Runden)

NF	6	Aaron Schäfer	Schorndorf-Buhlbro	GE	4	3:33.929	NSR 50	ADAC Württemberg e.V.
----	---	---------------	--------------------	----	---	----------	--------	-----------------------

### Bemerkungen

St. Nr. 38 plus 20 Sek. überholen bei gelb

Vorsprung	Durchschnitts Geschwindigkeit	Beste Rundenzeit	Beste Geschw.	Beste Runde von
3.171	81,509	43.601	84,053	12 - Colin Hufnagel

Zeitnahmekommissar & Auswertung

Orbits

Rennleiter

*George Fuchs*



# Minibike Oschersleben

Einsteiger

Oschersleben 1,018 Km

B-Finale

07.05.2011 13:15

Rennen (14 Runden) started at 13:20:14

Runde	Rundenzeit	Diff.	Tageszeit
<b>(22) Marco Fetz</b>			
1	49.757	+6.100	13:21:05.328
2	45.573	+1.916	13:21:50.901
3	43.736	+0.079	13:22:34.637
4	<b>43.657</b>		13:23:18.294
5	44.567	+0.910	13:24:02.861
6	44.455	+0.798	13:24:47.316
7	46.262	+2.605	13:25:33.578
8	45.043	+1.386	13:26:18.621
9	45.792	+2.135	13:27:04.413
10	44.055	+0.398	13:27:48.468
11	44.314	+0.657	13:28:32.782
12	43.909	+0.252	13:29:16.691
13	43.873	+0.216	13:30:00.564
14	43.839	+0.182	13:30:44.403

Runde	Rundenzeit	Diff.	Tageszeit
<b>(12) Colin Hufnagel</b>			
1	50.191	+6.590	13:21:05.128
2	46.122	+2.521	13:21:51.250
3	43.941	+0.340	13:22:35.191
4	43.960	+0.359	13:23:19.151
5	44.209	+0.608	13:24:03.360
6	44.468	+0.867	13:24:47.828
7	46.607	+3.006	13:25:34.435
8	45.045	+1.444	13:26:19.480
9	45.258	+1.657	13:27:04.738
10	44.021	+0.420	13:27:48.759
11	46.749	+3.148	13:28:35.508
12	44.397	+0.796	13:29:19.905
13	44.068	+0.467	13:30:03.973
14	<b>43.601</b>		13:30:47.574

Runde	Rundenzeit	Diff.	Tageszeit
<b>(146) Valentino Frankenberger</b>			
1	48.908	+3.981	13:21:04.858
2	47.264	+2.337	13:21:52.122
3	46.511	+1.584	13:22:38.633
4	46.322	+1.395	13:23:24.955
5	46.155	+1.228	13:24:11.110
6	46.405	+1.478	13:24:57.515
7	45.965	+1.038	13:25:43.480
8	45.908	+0.981	13:26:29.388
9	45.636	+0.709	13:27:15.024
10	45.975	+1.048	13:28:00.999
11	45.569	+0.642	13:28:46.568
12	45.248	+0.321	13:29:31.816
13	<b>44.927</b>		13:30:16.743
14	45.292	+0.365	13:31:02.035

Runde	Rundenzeit	Diff.	Tageszeit
<b>(20) Philip Jork</b>			
1	52.086	+7.500	13:21:08.154
2	47.434	+2.848	13:21:55.588
3	46.127	+1.541	13:22:41.715
4	45.997	+1.411	13:23:27.712
5	45.758	+1.172	13:24:13.470
6	46.111	+1.525	13:24:59.581
7	45.819	+1.233	13:25:45.400
8	45.532	+0.946	13:26:30.932
9	45.554	+0.968	13:27:16.486
10	45.941	+1.355	13:28:02.427
11	46.442	+1.856	13:28:48.869
12	45.740	+1.154	13:29:34.609
13	<b>44.586</b>		13:30:19.195
14	45.124	+0.538	13:31:04.319

Runde	Rundenzeit	Diff.	Tageszeit
<b>(38) Kevin Forster</b>			

Runde	Rundenzeit	Diff.	Tageszeit
1	48.120	+4.348	13:21:03.522
2	45.012	+1.240	13:21:48.534
3	44.507	+0.735	13:22:33.041
4	44.879	+1.107	13:23:17.920
5	44.813	+1.041	13:24:02.733
6	44.714	+0.942	13:24:47.447
7	44.822	+1.050	13:25:32.269
8	46.508	+2.736	13:26:18.777
9	44.839	+1.067	13:27:03.616
10	44.295	+0.523	13:27:47.911
11	45.439	+1.667	13:28:33.350
12	43.890	+0.118	13:29:17.240
13	<b>43.772</b>		13:30:01.012
14	43.939	+0.167	13:30:44.951

Runde	Rundenzeit	Diff.	Tageszeit
<b>(5) Leon Czichos</b>			
1	52.029	+6.614	13:21:07.745
2	47.266	+1.851	13:21:55.011
3	46.208	+0.793	13:22:41.219
4	45.610	+0.195	13:23:26.829
5	45.543	+0.128	13:24:12.372
6	45.850	+0.435	13:24:58.222
7	46.216	+0.801	13:25:44.438
8	<b>45.415</b>		13:26:29.853
9	45.947	+0.532	13:27:15.800
10	45.996	+0.581	13:28:01.796
11	47.109	+1.694	13:28:48.905
12	48.140	+2.725	13:29:37.045
13	45.529	+0.114	13:30:22.574
14	45.452	+0.037	13:31:08.026

Runde	Rundenzeit	Diff.	Tageszeit
<b>(28) Leo Waldmann</b>			
1	53.303	+7.513	13:21:09.175
2	48.035	+2.245	13:21:57.210
3	46.661	+0.871	13:22:43.871
4	45.955	+0.165	13:23:29.826
5	45.864	+0.074	13:24:15.690
6	46.614	+0.824	13:25:02.304
7	46.828	+1.038	13:25:49.132
8	<b>45.790</b>		13:26:34.922
9	45.963	+0.173	13:27:20.885
10	46.645	+0.855	13:28:07.530
11	47.234	+1.444	13:28:54.764
12	46.783	+0.993	13:29:41.547
13	48.013	+2.223	13:30:29.560
14	49.677	+3.887	13:31:19.237

Runde	Rundenzeit	Diff.	Tageszeit
<b>(7) Toni Erhard</b>			
1	52.173	+6.686	13:21:08.792
2	48.009	+2.522	13:21:56.801
3	46.645	+1.158	13:22:43.446
4	45.862	+0.375	13:23:29.308
5	46.086	+0.599	13:24:15.394
6	48.473	+2.986	13:25:03.867
7	47.270	+1.783	13:25:51.137
8	46.389	+0.902	13:26:37.526
9	<b>45.487</b>		13:27:23.013
10	45.594	+0.107	13:28:08.607
11	48.243	+2.756	13:28:56.850
12	49.718	+4.231	13:29:46.568
13	45.949	+0.462	13:30:32.517
14	47.318	+1.831	13:31:19.835

Runde	Rundenzeit	Diff.	Tageszeit
<b>(1) Nik Kogelbauer</b>			
1	52.987	+5.771	13:21:09.911
2	47.624	+0.408	13:21:57.535

Runde	Rundenzeit	Diff.	Tageszeit
3	47.530	+0.314	13:22:45.065
4	47.358	+0.142	13:23:32.423
5	47.935	+0.719	13:24:20.358
6	48.662	+1.446	13:25:09.020
7	48.698	+1.482	13:25:57.718
8	<b>47.216</b>		13:26:44.934
9	48.181	+0.965	13:27:33.115
10	47.961	+0.745	13:28:21.076
11	48.455	+1.239	13:29:09.531
12	48.457	+1.241	13:29:57.988
13	48.892	+1.676	13:30:46.880

Runde	Rundenzeit	Diff.	Tageszeit
<b>(8) Dominic Kassner</b>			
1	56.885	+9.277	13:21:14.490
2	51.146	+3.538	13:22:05.636
3	48.929	+1.321	13:22:54.565
4	48.694	+1.086	13:23:43.259
5	48.331	+0.723	13:24:31.590
6	49.222	+1.614	13:25:20.812
7	49.877	+2.269	13:26:10.689
8	48.885	+1.277	13:26:59.574
9	<b>47.608</b>		13:27:47.182
10	47.990	+0.382	13:28:35.172
11	48.200	+0.592	13:29:23.372
12	48.052	+0.444	13:30:11.424
13	47.872	+0.264	13:30:59.296

Runde	Rundenzeit	Diff.	Tageszeit
<b>(19) Steven Brauner</b>			
1	58.297	+11.433	13:21:15.198
2	51.260	+4.396	13:22:06.458
3	51.515	+4.651	13:22:57.973
4	50.556	+3.692	13:23:48.529
5	50.664	+3.800	13:24:39.193
6	48.604	+1.740	13:25:27.797
7	47.834	+0.970	13:26:15.631
8	48.683	+1.819	13:27:04.314
9	47.203	+0.339	13:27:51.517
10	47.151	+0.287	13:28:38.668
11	46.883	+0.019	13:29:25.551
12	<b>46.864</b>		13:30:12.415
13	47.617	+0.753	13:31:00.032

Runde	Rundenzeit	Diff.	Tageszeit
<b>(25) Selina Liebschner</b>			
1	56.530	+7.446	13:21:13.669
2	51.975	+2.891	13:22:05.644
3	51.883	+2.799	13:22:57.527
4	50.498	+1.414	13:23:48.025
5	50.067	+0.983	13:24:38.092
6	51.148	+2.064	13:25:29.240
7	50.133	+1.049	13:26:19.373
8	<b>49.084</b>		13:27:08.457
9	49.621	+0.537	13:27:58.078
10	50.370	+1.286	13:28:48.448
11	50.092	+1.008	13:29:38.540
12	50.073	+0.989	13:30:28.613
13	50.768	+1.684	13:31:19.381

Runde	Rundenzeit	Diff.	Tageszeit
<b>(2) Lukas Franke</b>			
1	56.529	+6.854	13:21:16.022
2	52.486	+2.811	13:22:08.508
3	51.415	+1.740	13:22:59.923
4	50.809	+1.134	13:23:50.732
5	51.485	+1.810	13:24:42.217
6	51.796	+2.121	13:25:34.013
7	<b>49.675</b>		13:26:23.688
8	50.560	+0.885	13:27:14.248

Zeitnahmekommissar & Auswertung

Orbits

Rennleiter

*Georg Fuchs*



# Minibike Oschersleben

Einsteiger

Oschersleben 1,018 Km

B-Finale

07.05.2011 13:15

Rennen (14 Runden) started at 13:20:14

Runde	Rundenzeit	Diff.	Tageszeit
9	51.447	+1.772	13:28:05.695
10	50.906	+1.231	13:28:56.601
11	50.001	+0.326	13:29:46.602
12	49.677	+0.002	13:30:36.279
13	50.904	+1.229	13:31:27.183

(6) Aaron Schäfer

Runde	Rundenzeit	Diff.	Tageszeit
1	59.293	+8.738	13:21:16.312
2	51.102	+0.547	13:22:07.414
3	50.897	+0.342	13:22:58.311
4	<b>50.555</b>		13:23:48.866

Runde	Rundenzeit	Diff.	Tageszeit
-------	------------	-------	-----------

Runde	Rundenzeit	Diff.	Tageszeit
-------	------------	-------	-----------



# ADAC Mini Bike Cup

## Minibike Oschersleben

Nach Runden sortiert

Einsteiger

Oschersleben 1,018 Km

B-Finale

07.05.2011 13:15

Rennen (14 Runden) started at 13:20:14



Pos.	St.Nr.	Name	Ort	Nat.	tunden	Gesamtzeit	Fahrzeug	Team
Ein								
1	22	Marco Fetz	Merkendorf	GE	14	10:29.466	NSR 50	ADAC Team Nordbayern e.V.
2	<b>12</b>	Colin Hufnagel	<b>Erzhausen</b>	<b>GE</b>	14	10:32.637	<b>NSR 50</b>	<b>ADAC Hessen Thüringen e.V.</b>
3	146	Valentino Frankenberger			14	10:47.098	NSR 50	
4	20	Philip Jork	Naumburg	GE	14	10:49.382	NSR 50	1. MSC Jena e.V.
5	38	Kevin Forster	Wernberg-Köblitz	GE	14	10:50.014	NSR 50	ADAC Nordbayern e.V.
6	5	Leon Czichos	Stadland	GE	14	10:53.089	NSR 50	-
7	28	Leo Waldmann	Obing	GE	14	11:04.300	NSR 50	Waldi Racing
8	1	Nik Kogelbauer	Langenfeld	GE	13	10:31.943	NSR 50	SK RACING TEAM
9	8	Dominic Kassner	Chemnitz	GE	13	10:44.359	NSR 50	ADAC Sachsen e.V.
10	19	Steven Brauner	Zaberfeld	GE	13	10:45.095	NSR 50	ADAC Württemberg e.V.
11	25	Selina Liebschner	Untersiemau	GE	13	11:04.444	NSR 50	ADAC Team Nordbayern e.V.
12	2	Lukas Franke	Naumburg	GE	13	11:12.246	NSR 50	ADAC Racing Team AMC Sari

Nicht Klassifiziert (75% = 11 Runden)

NF	6	Aaron Schäfer	Schorndorf-Buhlbro	GE	4	3:33.929	NSR 50	ADAC Württemberg e.V.
----	---	---------------	--------------------	----	---	----------	--------	-----------------------

Ein 100

1	7	Toni Erhard	Schwarzenberg	GE	14	11:04.898	NSF 100	ADAC Racing Team AMC Sari
---	---	-------------	---------------	----	----	-----------	---------	---------------------------

### Bemerkungen

St. Nr. 38 plus 20 Sek. überholen bei gelb

Vorsprung	Durchschnitts Geschwindigkeit	Beste Rundenzeit	Beste Geschw.	Beste Runde von
3.171	81,509	43.601	84,053	12 - Colin Hufnagel

Zeitnahmekommissar & Auswertung

Orbits

Rennleiter

*George Fuchs*



# Minibike Oschersleben

Nach Runden sortiert

Einsteiger Oschersleben 1,018 Km  
 A-Finale 07.05.2011 13:35  
 Rennen (17 Runden) started at 13:41:14

Pos.	St.Nr.	Name	Ort	Nat.	tunden	Gesamtzeit	Fahrzeug	Team
1	23	Maximilian Sohnius	Hausham	GE	17	11:35.776	NSF 100	PBIG-M e.V.
2	30	Christopher Kogelbauer	Langenfeld	GE	17	11:37.962	NSR 50	SK RACING TEAM
3	54	Matyas Bílek	Milovice	CZ	17	11:43.233	NSR 50	Rohac@Fejta motoracingteam
4	27	Robin Jörger	Offenburg	GE	17	11:43.717	NSF 100	ADAC Südbaden e.V.
5	18	Tim Georgi	Berlin	GE	17	11:44.041	NSR 50	ADAC Berlin Brandenburg e.V.
6	14	Matthias Meggle	Dietmannsried	GE	17	11:54.515	NSR 50	Team Zweirad Meggle
7	55	Kevin Sieder	Wieselburg	AL	17	11:54.975	NSR 50	-
8	32	Robin Nickel	Duisburg	GE	17	11:58.545	NSR 50	-
9	10	Lucas Geitner	Wernberg Köblitz	GE	17	12:07.993	NSR 50	ADAC Team Nordbayern e.V.
10	51	Patrik Tomes	Veresegyhaz	HL	17	12:10.096	NSR 50	-
11	31	Adrian Hähle	Erlbach-Kirchberg	GE	17	12:13.807	NSR 50	ADAC Racing Team AMC Sari
12	52	Rudolf Árpás		HL	16	11:36.119	NSR 50	
13	16	Jonas Hähle	Erlbach-Kirchberg	GE	16	11:38.923	NSR 50	ADAC Racing Team AMC Sari
14	34	Giuseppe Inverso	Bad Vilbel	GE	16	11:43.501	NSR 50	Giuseppe-Racing
15	3	Timon Salewski	Bardowick	GE	16	11:52.667	NSR 50	Müller Motorradteile

Nicht Klassifiziert (75% = 13 Runden)

NF	9	Moritz Jenkner	Hohenstein-Er.	GE	11	7:36.349	NSF 100	ADAC Racing Team AMC Sari
----	---	----------------	----------------	----	----	----------	---------	---------------------------

Vorsprung	Durchschnitts Geschwindigkeit	Beste Rundenzeit	Beste Geschw.	Beste Runde von
2.186	89,543	40.131	91,321	23 - Maximilian Sohnius

Zeitnahmekommissar & Auswertung Orbits

Rennleiter 









Gedruckt: 07.05.2011 13:53:50

# Minibike Oschersleben

Einsteiger

Oschersleben 1,018 Km

A-Finale

07.05.2011 13:35

Rennen (17 Runden) started at 13:41:14



Runde	Rundenzeit	Diff.	Tageszeit
<b>(23) Maximilian Sohnius</b>			
1	43.957	+3.826	13:41:59.391
2	41.026	+0.895	13:42:40.417
3	40.611	+0.480	13:43:21.028
4	40.570	+0.439	13:44:01.598
5	<b>40.131</b>		13:44:41.729
6	40.912	+0.781	13:45:22.641
7	41.076	+0.945	13:46:03.717
8	40.807	+0.676	13:46:44.524
9	40.850	+0.719	13:47:25.374
10	40.498	+0.367	13:48:05.872
11	40.267	+0.136	13:48:46.139
12	41.343	+1.212	13:49:27.482
13	40.766	+0.635	13:50:08.248
14	40.595	+0.464	13:50:48.843
15	40.471	+0.340	13:51:29.314
16	40.273	+0.142	13:52:09.587
17	40.586	+0.455	13:52:50.173

Runde	Rundenzeit	Diff.	Tageszeit
<b>(30) Christopher Kogelbauer</b>			
1	43.585	+3.126	13:41:58.509
2	40.575	+0.116	13:42:39.084
3	<b>40.459</b>		13:43:19.543
4	40.922	+0.463	13:44:00.465
5	40.540	+0.081	13:44:41.005
6	41.313	+0.854	13:45:22.318
7	41.021	+0.562	13:46:03.339
8	40.898	+0.439	13:46:44.237
9	40.723	+0.264	13:47:24.960
10	40.486	+0.027	13:48:05.446
11	40.489	+0.030	13:48:45.935
12	41.146	+0.687	13:49:27.081
13	40.698	+0.239	13:50:07.779
14	40.995	+0.536	13:50:48.774
15	41.813	+1.354	13:51:30.587
16	40.944	+0.485	13:52:11.531
17	40.828	+0.369	13:52:52.359

Runde	Rundenzeit	Diff.	Tageszeit
<b>(54) Matyas Bilek</b>			
1	45.154	+4.503	13:42:01.119
2	41.713	+1.062	13:42:42.832
3	41.125	+0.474	13:43:23.957
4	41.148	+0.497	13:44:05.105
5	40.909	+0.258	13:44:46.014
6	41.260	+0.609	13:45:27.274
7	41.118	+0.467	13:46:08.392
8	40.916	+0.265	13:46:49.308
9	<b>40.651</b>		13:47:29.959
10	40.850	+0.199	13:48:10.809
11	40.658	+0.007	13:48:51.467
12	41.047	+0.396	13:49:32.514
13	40.706	+0.055	13:50:13.220
14	41.316	+0.665	13:50:54.536
15	40.760	+0.109	13:51:35.296
16	41.105	+0.454	13:52:16.401
17	41.229	+0.578	13:52:57.630

Runde	Rundenzeit	Diff.	Tageszeit
<b>(27) Robin Jörger</b>			
1	44.321	+3.649	13:42:00.309
2	41.213	+0.541	13:42:41.522
3	40.898	+0.226	13:43:22.420
4	40.843	+0.171	13:44:03.263
5	40.900	+0.228	13:44:44.163
6	40.802	+0.130	13:45:24.965
7	40.890	+0.218	13:46:05.855

Runde	Rundenzeit	Diff.	Tageszeit
8	41.056	+0.384	13:46:46.911
9	40.792	+0.120	13:47:27.703
10	42.147	+1.475	13:48:09.850
11	<b>40.672</b>		13:48:50.522
12	41.629	+0.957	13:49:32.151
13	40.903	+0.231	13:50:13.054
14	41.249	+0.577	13:50:54.303
15	40.850	+0.178	13:51:35.153
16	41.470	+0.798	13:52:16.623
17	41.491	+0.819	13:52:58.114

Runde	Rundenzeit	Diff.	Tageszeit
<b>(18) Tim Georgi</b>			
1	44.943	+4.303	13:41:59.972
2	42.621	+1.981	13:42:42.593
3	41.220	+0.580	13:43:23.813
4	41.130	+0.490	13:44:04.943
5	40.914	+0.274	13:44:45.857
6	41.453	+0.813	13:45:27.310
7	40.948	+0.308	13:46:08.258
8	40.917	+0.277	13:46:49.175
9	40.693	+0.053	13:47:29.868
10	40.830	+0.190	13:48:10.698
11	40.673	+0.033	13:48:51.371
12	41.511	+0.871	13:49:32.882
13	40.934	+0.294	13:50:13.816
14	41.306	+0.666	13:50:55.122
15	<b>40.640</b>		13:51:35.762
16	41.156	+0.516	13:52:16.918
17	41.520	+0.880	13:52:58.438

Runde	Rundenzeit	Diff.	Tageszeit
<b>(14) Matthias Meggle</b>			
1	45.388	+4.034	13:42:02.390
2	42.043	+0.689	13:42:44.433
3	42.359	+1.005	13:43:26.792
4	41.975	+0.621	13:44:08.767
5	41.585	+0.231	13:44:50.352
6	41.626	+0.272	13:45:31.978
7	41.584	+0.230	13:46:13.562
8	41.709	+0.355	13:46:55.271
9	41.441	+0.087	13:47:36.712
10	41.505	+0.151	13:48:18.217
11	41.559	+0.205	13:48:59.776
12	41.595	+0.241	13:49:41.371
13	41.685	+0.331	13:50:23.056
14	41.610	+0.256	13:51:04.666
15	<b>41.354</b>		13:51:46.020
16	41.508	+0.154	13:52:27.528
17	41.384	+0.030	13:53:08.912

Runde	Rundenzeit	Diff.	Tageszeit
<b>(32) Robin Nickel</b>			
1	46.336	+4.958	13:42:02.838
2	42.377	+0.999	13:42:45.215
3	42.237	+0.859	13:43:27.452
4	42.007	+0.629	13:44:09.459
5	41.919	+0.541	13:44:51.378
6	41.814	+0.436	13:45:33.192
7	41.860	+0.482	13:46:15.052
8	41.695	+0.317	13:46:56.747
9	41.713	+0.335	13:47:38.460
10	41.844	+0.466	13:48:20.304
11	41.908	+0.530	13:49:02.212
12	41.719	+0.341	13:49:43.931
13	<b>41.378</b>		13:50:25.309
14	42.034	+0.656	13:51:07.343
15	42.012	+0.634	13:51:49.355
16	41.586	+0.208	13:52:30.941

Runde	Rundenzeit	Diff.	Tageszeit
<b>(10) Lucas Geitner</b>			
17	42.001	+0.623	13:53:12.942
1	46.616	+4.791	13:42:03.630
2	42.240	+0.415	13:42:45.870
3	42.046	+0.221	13:43:27.916
4	41.939	+0.114	13:44:09.855
5	42.154	+0.329	13:44:52.009
6	42.302	+0.477	13:45:34.311
7	42.662	+0.837	13:46:16.973
8	43.586	+1.761	13:47:00.559
9	43.454	+1.629	13:47:44.013
10	42.429	+0.604	13:48:26.442
11	42.420	+0.595	13:49:08.862
12	42.408	+0.583	13:49:51.270
13	<b>41.825</b>		13:50:33.095
14	42.023	+0.198	13:51:15.118
15	42.147	+0.322	13:51:57.265
16	42.699	+0.874	13:52:39.964
17	42.426	+0.601	13:53:22.390

Runde	Rundenzeit	Diff.	Tageszeit
<b>(51) Patrik Tomes</b>			
1	47.340	+5.172	13:42:04.375
2	42.932	+0.764	13:42:47.307
3	42.503	+0.335	13:43:29.810
4	<b>42.168</b>		13:44:11.978
5	42.629	+0.461	13:44:54.607
6	42.574	+0.406	13:45:37.181
7	42.458	+0.290	13:46:19.639
8	42.447	+0.279	13:47:02.086
9	42.345	+0.177	13:47:44.431
10	42.604	+0.436	13:48:27.035
11	42.291	+0.123	13:49:09.326
12	42.830	+0.662	13:49:52.156
13	42.252	+0.084	13:50:34.408
14	42.571	+0.403	13:51:16.979
15	42.582	+0.414	13:51:59.561
16	42.304	+0.136	13:52:41.865
17	42.628	+0.460	13:53:24.493

Runde	Rundenzeit	Diff.	Tageszeit
<b>(31) Adrian Hähle</b>			
1	47.605	+6.168	13:42:11.727
2	43.226	+1.789	13:42:54.953
3	42.679	+1.242	13:43:37.632
4	43.021	+1.584	13:44:20.653
5	43.908	+2.471	13:45:04.561
6	42.847	+1.410	13:45:47.408
7	42.536	+1.099	13:46:29.944
8	41.664	+0.227	13:47:11.608
9	42.518	+1.081	13:47:54.126
10	41.705	+0.268	13:48:35.831
11	41.511	+0.074	13:49:17.342
12	41.748	+0.311	13:49:59.090
13	42.367	+0.930	13:50:41.457
14	41.891	+0.454	13:51:23.348
15	41.769	+0.332	13:52:05.117
16	41.650	+0.213	13:52:46.767
17	<b>41.437</b>		13:53:28.204

Runde	Rundenzeit	Diff.	Tageszeit
<b>(52) Rudolf Árpás</b>			
1	46.773	+4.232	13:42:05.686
2	42.672	+0.131	13:42:48.358
3	43.343	+0.802	13:43:31.701
4	42.671	+0.130	13:44:14.372
5	42.640	+0.099	13:44:57.012
6	42.773	+0.232	13:45:39.785

Zeitnahmekommissar & Auswertung

Orbits

Rennleiter

*Georg Fuchs*



# Minibike Oschersleben

Einsteiger Oschersleben 1,018 Km

A-Finale 07.05.2011 13:35

Rennen (17 Runden) started at 13:41:14

Runde	Rundenzeit	Diff.	Tageszeit
7	42.966	+0.425	13:46:22.751
8	42.977	+0.436	13:47:05.728
9	42.935	+0.394	13:47:48.663
10	42.882	+0.341	13:48:31.545
11	43.095	+0.554	13:49:14.640
12	43.771	+1.230	13:49:58.411
13	43.727	+1.186	13:50:42.138
14	42.821	+0.280	13:51:24.959
15	<b>42.541</b>		13:52:07.500
16	43.016	+0.475	13:52:50.516

Runde	Rundenzeit	Diff.	Tageszeit
1	45.156	+4.579	13:42:00.613
2	41.355	+0.778	13:42:41.968
3	40.780	+0.203	13:43:22.748
4	40.692	+0.115	13:44:03.440
5	40.943	+0.366	13:44:44.383
6	40.897	+0.320	13:45:25.280
7	40.868	+0.291	13:46:06.148
8	41.014	+0.437	13:46:47.162
9	40.807	+0.230	13:47:27.969
10	42.200	+1.623	13:48:10.169
11	<b>40.577</b>		13:48:50.746

Runde	Rundenzeit	Diff.	Tageszeit
1	45.156	+4.579	13:42:00.613
2	41.355	+0.778	13:42:41.968
3	40.780	+0.203	13:43:22.748
4	40.692	+0.115	13:44:03.440
5	40.943	+0.366	13:44:44.383
6	40.897	+0.320	13:45:25.280
7	40.868	+0.291	13:46:06.148
8	41.014	+0.437	13:46:47.162
9	40.807	+0.230	13:47:27.969
10	42.200	+1.623	13:48:10.169
11	<b>40.577</b>		13:48:50.746

(16) Jonas Hähle

1	54.267	+13.197	13:42:24.475
2	42.601	+1.531	13:43:07.076
3	42.343	+1.273	13:43:49.419
4	42.031	+0.961	13:44:31.450
5	41.932	+0.862	13:45:13.382
6	42.062	+0.992	13:45:55.444
7	41.843	+0.773	13:46:37.287
8	41.822	+0.752	13:47:19.109
9	41.775	+0.705	13:48:00.884
10	41.743	+0.673	13:48:42.627
11	41.504	+0.434	13:49:24.131
12	41.706	+0.636	13:50:05.837
13	41.605	+0.535	13:50:47.442
14	42.771	+1.701	13:51:30.213
15	42.037	+0.967	13:52:12.250
16	<b>41.070</b>		13:52:53.320

(34) Giuseppe Inverso

1	47.179	+4.446	13:42:04.696
2	43.493	+0.760	13:42:48.189
3	44.076	+1.343	13:43:32.265
4	43.840	+1.107	13:44:16.105
5	43.736	+1.003	13:44:59.841
6	43.853	+1.120	13:45:43.694
7	44.016	+1.283	13:46:27.710
8	43.219	+0.486	13:47:10.929
9	43.671	+0.938	13:47:54.600
10	43.524	+0.791	13:48:38.124
11	43.519	+0.786	13:49:21.643
12	43.581	+0.848	13:50:05.224
13	43.414	+0.681	13:50:48.638
14	43.018	+0.285	13:51:31.656
15	<b>42.733</b>		13:52:14.389
16	43.509	+0.776	13:52:57.898

(3) Timon Salewski

1	49.142	+5.933	13:42:07.132
2	44.988	+1.779	13:42:52.120
3	44.446	+1.237	13:43:36.566
4	43.757	+0.548	13:44:20.323
5	43.617	+0.408	13:45:03.940
6	44.373	+1.164	13:45:48.313
7	43.642	+0.433	13:46:31.955
8	43.830	+0.621	13:47:15.785
9	43.679	+0.470	13:47:59.464
10	44.311	+1.102	13:48:43.775
11	44.448	+1.239	13:49:28.223
12	43.503	+0.294	13:50:11.726
13	45.124	+1.915	13:50:56.850
14	43.628	+0.419	13:51:40.478
15	43.377	+0.168	13:52:23.855
16	<b>43.209</b>		13:53:07.064

(9) Moritz Jenkner

1	49.142	+5.933	13:42:07.132
2	44.988	+1.779	13:42:52.120
3	44.446	+1.237	13:43:36.566
4	43.757	+0.548	13:44:20.323
5	43.617	+0.408	13:45:03.940
6	44.373	+1.164	13:45:48.313
7	43.642	+0.433	13:46:31.955
8	43.830	+0.621	13:47:15.785
9	43.679	+0.470	13:47:59.464
10	44.311	+1.102	13:48:43.775
11	44.448	+1.239	13:49:28.223
12	43.503	+0.294	13:50:11.726
13	45.124	+1.915	13:50:56.850
14	43.628	+0.419	13:51:40.478
15	43.377	+0.168	13:52:23.855
16	<b>43.209</b>		13:53:07.064

(9) Moritz Jenkner

1	49.142	+5.933	13:42:07.132
2	44.988	+1.779	13:42:52.120
3	44.446	+1.237	13:43:36.566
4	43.757	+0.548	13:44:20.323
5	43.617	+0.408	13:45:03.940
6	44.373	+1.164	13:45:48.313
7	43.642	+0.433	13:46:31.955
8	43.830	+0.621	13:47:15.785
9	43.679	+0.470	13:47:59.464
10	44.311	+1.102	13:48:43.775
11	44.448	+1.239	13:49:28.223
12	43.503	+0.294	13:50:11.726
13	45.124	+1.915	13:50:56.850
14	43.628	+0.419	13:51:40.478
15	43.377	+0.168	13:52:23.855
16	<b>43.209</b>		13:53:07.064

(9) Moritz Jenkner

1	49.142	+5.933	13:42:07.132
2	44.988	+1.779	13:42:52.120
3	44.446	+1.237	13:43:36.566
4	43.757	+0.548	13:44:20.323
5	43.617	+0.408	13:45:03.940
6	44.373	+1.164	13:45:48.313
7	43.642	+0.433	13:46:31.955
8	43.830	+0.621	13:47:15.785
9	43.679	+0.470	13:47:59.464
10	44.311	+1.102	13:48:43.775
11	44.448	+1.239	13:49:28.223
12	43.503	+0.294	13:50:11.726
13	45.124	+1.915	13:50:56.850
14	43.628	+0.419	13:51:40.478
15	43.377	+0.168	13:52:23.855
16	<b>43.209</b>		13:53:07.064

Rennleiter

Gedruckt: 07.05.2011 14:33:42 Seite 2/2



# Minibike Oschersleben

Nach Runden sortiert

Einsteiger

Oschersleben 1,018 Km

A-Finale

07.05.2011 13:35

Rennen (17 Runden) started at 13:41:14



Pos.	St.Nr.	Name	Ort	Nat.	tunden	Gesamtzeit	Fahrzeug	Team
Ein								
1	30	Christopher Kogelbauer	Langenfeld	GE	17	11:37.962	NSR 50	SK RACING TEAM
2	54	Matyas Bílek	Milovice	CZ	17	11:43.233	NSR 50	Rohac@Fejta motoracingteam
3	18	Tim Georgi	Berlin	GE	17	11:44.041	NSR 50	ADAC Berlin Brandenburg e.V.
4	14	Matthias Meggle	Dietmannsried	GE	17	11:54.515	NSR 50	Team Zweirad Meggle
5	55	Kevin Sieder	Wieselburg	AL	17	11:54.975	NSR 50	-
6	32	Robin Nickel	Duisburg	GE	17	11:58.545	NSR 50	-
7	10	Lucas Geitner	Wernberg Köblitz	GE	17	12:07.993	NSR 50	ADAC Team Nordbayern e.V.
8	51	Patrik Tomes	Veresegyhaz	HL	17	12:10.096	NSR 50	-
9	31	Adrian Hähle	Erlbach-Kirchberg	GE	17	12:13.807	NSR 50	ADAC Racing Team AMC Sari
10	52	Rudolf Árpás		HL	16	11:36.119	NSR 50	
11	16	Jonas Hähle	Erlbach-Kirchberg	GE	16	11:38.923	NSR 50	ADAC Racing Team AMC Sari
12	34	Giuseppe Inverso	Bad Vilbel	GE	16	11:43.501	NSR 50	Giuseppe-Racing
13	3	Timon Salewski	Bardowick	GE	16	11:52.667	NSR 50	Müller Motorradteile

## Ein 100

1	23	Maximilian Sohnius	Hausham	GE	17	11:35.776	NSF 100	PBIG-M e.V.
2	27	Robin Jörger	Offenburg	GE	17	11:43.717	NSF 100	ADAC Südbaden e.V.

## Nicht Klassifiziert (75% = 13 Runden)

NF	9	Moritz Jenkner	Hohenstein-Er.	GE	11	7:36.349	NSF 100	ADAC Racing Team AMC Sari
----	---	----------------	----------------	----	----	----------	---------	---------------------------

Vorsprung	Durchschnitts Geschwindigkeit	Beste Rundenzeit	Beste Geschw.	Beste Runde von
2.186	89,543	40.131	91,321	23 - Maximilian Sohnius

Zeitnahmekommissar & Auswertung

Orbits

Rennleiter

*George Fuchs*





# ADAC Mini Bike Cup

## Minibike Oschersleben

Nach Runden sortiert

Einsteiger

Oschersleben 1,018 Km

B-Finale

07.05.2011 14:30

Rennen (14 Runden) started at 14:29:24

Pos.	St.Nr.	Name	Ort	Nat.	tunden	Gesamtzeit	Fahrzeug	Team
1	22	Marco Fetz	Merkendorf	GE	14	10:16.056	NSR 50	ADAC Team Nordbayern e.V.
2	12	Colin Hufnagel	Erzhausen	GE	14	10:23.382	NSR 50	ADAC Hessen Thüringen e.V.
3	38	Kevin Forster	Wernberg-Köblitz	GE	14	10:27.906	NSR 50	ADAC Nordbayern e.V.
4	146	Valentino Frankenberger			14	10:43.761	NSR 50	
5	28	Leo Waldmann	Obing	GE	14	10:47.118	NSR 50	Waldi Racing
6	5	Leon Czichos	Stadland	GE	14	10:49.422	NSR 50	-
7	7	Toni Erhard	Schwarzenberg	GE	14	10:58.210	NSF 100	ADAC Racing Team AMC Sari
8	20	Philip Jork	Naumburg	GE	14	10:59.139	NSR 50	1. MSC Jena e.V.
9	8	Dominic Kassner	Chemnitz	GE	14	10:59.343	NSR 50	ADAC Sachsen e.V.
10	1	Nik Kogelbauer	Langenfeld	GE	13	10:25.143	NSR 50	SK RACING TEAM
11	19	Steven Brauner	Zaberfeld	GE	13	10:50.815	NSR 50	ADAC Württemberg e.V.
12	25	Selina Liebschner	Untersiemau	GE	12	10:19.315	NSR 50	ADAC Team Nordbayern e.V.
13	2	Lukas Franke	Naumburg	GE	12	10:23.153	NSR 50	ADAC Racing Team AMC Sari
14	6	Aaron Schäfer	Schorndorf-Buhlbro	GE	12	10:24.402	NSR 50	ADAC Württemberg e.V.

Vorsprung	Durchschnitts Geschwindigkeit	Beste Rundenzeit	Beste Geschw.	Beste Runde von
7.326	83,283	42.825	85,576	12 - Colin Hufnagel

Zeitnahmekommissar & Auswertung

Orbits

Rennleiter

*George Fuchs*



# Minibike Oschersleben

Einsteiger

Oschersleben 1,018 Km

B-Finale

07.05.2011 14:30

Rennen (14 Runden) started at 14:29:24

Runde	Rundenzeit	Diff.	Tageszeit
<b>(22) Marco Fetz</b>			
1	48.077	+4.959	14:30:12.906
2	43.490	+0.372	14:30:56.396
3	43.395	+0.277	14:31:39.791
4	<b>43.118</b>		14:32:22.909
5	44.080	+0.962	14:33:06.989
6	44.071	+0.953	14:33:51.060
7	44.232	+1.114	14:34:35.292
8	43.483	+0.365	14:35:18.775
9	43.310	+0.192	14:36:02.085
10	43.989	+0.871	14:36:46.074
11	43.785	+0.667	14:37:29.859
12	43.521	+0.403	14:38:13.380
13	43.411	+0.293	14:38:56.791
14	43.603	+0.485	14:39:40.394

Runde	Rundenzeit	Diff.	Tageszeit
<b>(12) Colin Hufnagel</b>			
1	47.604	+4.779	14:30:11.942
2	43.722	+0.897	14:30:55.664
3	43.785	+0.960	14:31:39.449
4	42.840	+0.015	14:32:22.289
5	<b>42.825</b>		14:33:05.114
6	46.051	+3.226	14:33:51.165
7	44.542	+1.717	14:34:35.707
8	43.326	+0.501	14:35:19.033
9	43.196	+0.371	14:36:02.229
10	45.944	+3.119	14:36:48.173
11	44.969	+2.144	14:37:33.142
12	44.339	+1.514	14:38:17.481
13	44.525	+1.700	14:39:02.006
14	45.714	+2.889	14:39:47.720

Runde	Rundenzeit	Diff.	Tageszeit
<b>(38) Kevin Forster</b>			
1	49.870	+6.520	14:30:14.705
2	46.165	+2.815	14:31:00.870
3	45.971	+2.621	14:31:46.841
4	44.135	+0.785	14:32:30.976
5	44.539	+1.189	14:33:15.515
6	44.205	+0.855	14:33:59.720
7	44.362	+1.012	14:34:44.082
8	45.860	+2.510	14:35:29.942
9	44.133	+0.783	14:36:14.075
10	43.724	+0.374	14:36:57.799
11	43.760	+0.410	14:37:41.559
12	43.570	+0.220	14:38:25.129
13	<b>43.350</b>		14:39:08.479
14	43.765	+0.415	14:39:52.244

Runde	Rundenzeit	Diff.	Tageszeit
<b>(146) Valentino Frankenberger</b>			
1	49.274	+4.179	14:30:14.301
2	46.143	+1.048	14:31:00.444
3	47.121	+2.026	14:31:47.565
4	45.747	+0.652	14:32:33.312
5	45.555	+0.460	14:33:18.867
6	45.711	+0.616	14:34:04.578
7	45.153	+0.058	14:34:49.731
8	45.531	+0.436	14:35:35.262
9	45.779	+0.684	14:36:21.041
10	<b>45.095</b>		14:37:06.136
11	45.229	+0.134	14:37:51.365
12	45.438	+0.343	14:38:36.803
13	45.634	+0.539	14:39:22.437
14	45.662	+0.567	14:40:08.099

Runde	Rundenzeit	Diff.	Tageszeit
<b>(28) Leo Waldmann</b>			

Runde	Rundenzeit	Diff.	Tageszeit
1	51.758	+7.065	14:30:16.810
2	46.903	+2.210	14:31:03.713
3	46.494	+1.801	14:31:50.207
4	45.713	+1.020	14:32:35.920
5	45.759	+1.066	14:33:21.679
6	45.866	+1.173	14:34:07.545
7	45.612	+0.919	14:34:53.157
8	45.452	+0.759	14:35:38.609
9	47.470	+2.777	14:36:26.079
10	45.488	+0.795	14:37:11.567
11	45.050	+0.357	14:37:56.617
12	<b>44.693</b>		14:38:41.310
13	45.280	+0.587	14:39:26.590
14	44.866	+0.173	14:40:11.456

Runde	Rundenzeit	Diff.	Tageszeit
<b>(5) Leon Czichos</b>			
1	51.134	+6.160	14:30:15.945
2	47.367	+2.393	14:31:03.312
3	46.216	+1.242	14:31:49.528
4	45.976	+1.002	14:32:35.504
5	45.709	+0.735	14:33:21.213
6	45.880	+0.906	14:34:07.093
7	45.624	+0.650	14:34:52.717
8	45.502	+0.528	14:35:38.219
9	48.032	+3.058	14:36:26.251
10	45.808	+0.834	14:37:12.059
11	46.121	+1.147	14:37:58.180
12	<b>44.974</b>		14:38:43.154
13	45.200	+0.226	14:39:28.354
14	45.406	+0.432	14:40:13.760

Runde	Rundenzeit	Diff.	Tageszeit
<b>(7) Toni Erhard</b>			
1	52.114	+7.312	14:30:17.924
2	47.464	+2.662	14:31:05.388
3	46.402	+1.600	14:31:51.790
4	45.092	+0.290	14:32:36.882
5	45.514	+0.712	14:33:22.396
6	45.966	+1.164	14:34:08.362
7	45.559	+0.757	14:34:53.921
8	45.512	+0.710	14:35:39.433
9	47.708	+2.906	14:36:27.141
10	48.566	+3.764	14:37:15.707
11	46.627	+1.825	14:38:02.334
12	49.680	+4.878	14:38:52.014
13	<b>44.802</b>		14:39:36.816
14	45.732	+0.930	14:40:22.548

Runde	Rundenzeit	Diff.	Tageszeit
<b>(20) Philip Jork</b>			
1	50.961	+5.653	14:30:16.215
2	47.908	+2.600	14:31:04.123
3	46.817	+1.509	14:31:50.940
4	45.660	+0.352	14:32:36.600
5	45.499	+0.191	14:33:22.099
6	45.854	+0.546	14:34:07.953
7	45.661	+0.353	14:34:53.614
8	45.489	+0.181	14:35:39.103
9	47.864	+2.556	14:36:26.967
10	49.525	+4.217	14:37:16.492
11	47.840	+2.532	14:38:04.332
12	48.172	+2.864	14:38:52.504
13	<b>45.308</b>		14:39:37.812
14	45.665	+0.357	14:40:23.477

Runde	Rundenzeit	Diff.	Tageszeit
<b>(8) Dominic Kassner</b>			
1	52.603	+7.594	14:30:18.804
2	47.461	+2.452	14:31:06.265

Runde	Rundenzeit	Diff.	Tageszeit
3	47.102	+2.093	14:31:53.367
4	46.619	+1.610	14:32:39.986
5	47.620	+2.611	14:33:27.606
6	46.106	+1.097	14:34:13.712
7	46.239	+1.230	14:34:59.951
8	46.521	+1.512	14:35:46.472
9	46.310	+1.301	14:36:32.782
10	45.313	+0.304	14:37:18.095
11	47.117	+2.108	14:38:05.212
12	47.940	+2.931	14:38:53.152
13	45.520	+0.511	14:39:38.672
14	<b>45.009</b>		14:40:23.681

Runde	Rundenzeit	Diff.	Tageszeit
<b>(1) Nik Kogelbauer</b>			
1	51.166	+4.318	14:30:17.279
2	47.896	+1.048	14:31:05.175
3	46.916	+0.068	14:31:52.091
4	47.237	+0.389	14:32:39.328
5	47.903	+1.055	14:33:27.231
6	<b>46.848</b>		14:34:14.079
7	47.144	+0.296	14:35:01.223
8	47.343	+0.495	14:35:48.566
9	47.732	+0.884	14:36:36.298
10	49.182	+2.334	14:37:25.480
11	48.605	+1.757	14:38:14.085
12	47.573	+0.725	14:39:01.658
13	47.823	+0.975	14:39:49.481

Runde	Rundenzeit	Diff.	Tageszeit
<b>(19) Steven Brauner</b>			
1	58.195	+11.410	14:30:24.238
2	51.514	+4.729	14:31:15.752
3	50.966	+4.181	14:32:06.718
4	52.405	+5.620	14:32:59.123
5	51.550	+4.765	14:33:50.673
6	50.815	+4.030	14:34:41.488
7	49.234	+2.449	14:35:30.722
8	48.115	+1.330	14:36:18.837
9	47.168	+0.383	14:37:06.005
10	46.967	+0.182	14:37:52.972
11	<b>46.785</b>		14:38:39.757
12	47.427	+0.642	14:39:27.184
13	47.969	+1.184	14:40:15.153

Runde	Rundenzeit	Diff.	Tageszeit
<b>(25) Selina Liebschner</b>			
1	56.935	+6.983	14:30:23.057
2	52.073	+2.121	14:31:15.130
3	51.618	+1.666	14:32:06.748
4	50.969	+1.017	14:32:57.717
5	<b>49.952</b>		14:33:47.669
6	51.437	+1.485	14:34:39.106
7	51.083	+1.131	14:35:30.189
8	50.019	+0.067	14:36:20.208
9	50.680	+0.728	14:37:10.888
10	50.140	+0.188	14:38:01.028
11	52.428	+2.476	14:38:53.456
12	50.197	+0.245	14:39:43.653

Runde	Rundenzeit	Diff.	Tageszeit
<b>(2) Lukas Franke</b>			
1	57.047	+7.713	14:30:24.036
2	50.786	+1.452	14:31:14.822
3	51.688	+2.354	14:32:06.510
4	52.419	+3.085	14:32:58.929
5	51.620	+2.286	14:33:50.549
6	53.660	+4.326	14:34:44.209
7	51.150	+1.816	14:35:35.359
8	50.702	+1.368	14:36:26.061

Zeitnahmekommissar & Auswertung

Orbits

Rennleiter

*Georg Fuchs*



# Minibike Oschersleben

Einsteiger Oschersleben 1,018 Km  
 B-Finale 07.05.2011 14:30  
 Rennen (14 Runden) started at 14:29:24

Runde	Rundenzeit	Diff.	Tageszeit
9	<b>49.334</b>		14:37:15.395
10	50.966	+1.632	14:38:06.361
11	50.670	+1.336	14:38:57.031
12	50.460	+1.126	14:39:47.491
<b>(6) Aaron Schäfer</b>			
1	58.174	+9.028	14:30:24.948
2	52.352	+3.206	14:31:17.300
3	50.511	+1.365	14:32:07.811
4	51.483	+2.337	14:32:59.294
5	51.505	+2.359	14:33:50.799
6	51.853	+2.707	14:34:42.652
7	51.661	+2.515	14:35:34.313
8	52.364	+3.218	14:36:26.677
9	50.814	+1.668	14:37:17.491
10	51.151	+2.005	14:38:08.642
11	50.952	+1.806	14:38:59.594
12	<b>49.146</b>		14:39:48.740

Runde	Rundenzeit	Diff.	Tageszeit
-------	------------	-------	-----------

Runde	Rundenzeit	Diff.	Tageszeit
-------	------------	-------	-----------

Zeitnahmekommissar & Auswertung Orbits

Rennleiter *George Fuchs*



# ADAC Mini Bike Cup

Minibike Oschersleben

Nach Runden sortiert


Einsteiger

Oschersleben 1,018 Km

B-Finale

07.05.2011 14:30

Rennen (14 Runden) started at 14:29:24



Pos.	St.Nr.	Name	Ort	Nat.	tunden	Gesamtzeit	Fahrzeug	Team
Ein								
1	22	Marco Fetz	Merkendorf	GE	14	10:16.056	NSR 50	ADAC Team Nordbayern e.V.
2	12	Colin Hufnagel	Erzhausen	GE	14	10:23.382	NSR 50	ADAC Hessen Thüringen e.V.
3	38	Kevin Forster	Wernberg-Köblitz	GE	14	10:27.906	NSR 50	ADAC Nordbayern e.V.
4	146	Valentino Frankenberger			14	10:43.761	NSR 50	
5	28	Leo Waldmann	Obing	GE	14	10:47.118	NSR 50	Waldi Racing
6	5	Leon Czichos	Stadland	GE	14	10:49.422	NSR 50	-
7	20	Philip Jork	Naumburg	GE	14	10:59.139	NSR 50	1. MSC Jena e.V.
8	8	Dominic Kassner	Chemnitz	GE	14	10:59.343	NSR 50	ADAC Sachsen e.V.
9	1	Nik Kogelbauer	Langenfeld	GE	13	10:25.143	NSR 50	SK RACING TEAM
10	19	Steven Brauner	Zaberfeld	GE	13	10:50.815	NSR 50	ADAC Württemberg e.V.
11	25	Selina Liebschner	Untersiemau	GE	12	10:19.315	NSR 50	ADAC Team Nordbayern e.V.
12	2	Lukas Franke	Naumburg	GE	12	10:23.153	NSR 50	ADAC Racing Team AMC Sari
13	6	Aaron Schäfer	Schorndorf-Buhlbro	GE	12	10:24.402	NSR 50	ADAC Württemberg e.V.
Ein 100								
1	7	Toni Erhard	Schwarzenberg	GE	14	10:58.210	NSF 100	ADAC Racing Team AMC Sari

Vorsprung	Durchschnitts Geschwindigkeit	Beste Rundenzeit	Beste Geschw.	Beste Runde von
7.326	83,283	42.825	85,576	12 - Colin Hufnagel

Zeitnahmekommissar & Auswertung

Orbits

Rennleiter

*George Fuchs*



# Minibike Oschersleben

Nach Runden sortiert

Einsteiger

Oschersleben 1,018 Km

A-Finale

07.05.2011 14:50

Rennen (17 Runden) started at 14:54:34

Pos.	St.Nr.	Name	Ort	Nat.	tunden	Gesamtzeit	Fahrzeug	Team
1	23	Maximilian Sohnius	Hausham	GE	17	11:34.232	NSF 100	PBIG-M e.V.
2	27	Robin Jörger	Offenburg	GE	17	11:38.243	NSF 100	ADAC Südbaden e.V.
3	30	Christopher Kogelbauer	Langenfeld	GE	17	11:42.315	NSR 50	SK RACING TEAM
4	14	Matthias Meggle	Dietmannsried	GE	17	11:46.715	NSR 50	Team Zweirad Meggle
5	18	Tim Georgi	Berlin	GE	17	11:48.007	NSR 50	ADAC Berlin Brandenburg e.V.
6	55	Kevin Sieder	Wieselburg	AL	17	11:53.460	NSR 50	-
7	16	Jonas Hähle	Erlbach-Kirchberg	GE	17	11:58.012	NSR 50	ADAC Racing Team AMC Sari
8	32	Robin Nickel	Duisburg	GE	17	11:59.385	NSR 50	-
9	10	Lucas Geitner	Wernberg Köblitz	GE	17	12:03.483	NSR 50	ADAC Team Nordbayern e.V.
10	31	Adrian Hähle	Erlbach-Kirchberg	GE	17	12:04.078	NSR 50	ADAC Racing Team AMC Sari
11	51	Patrik Tomes	Veresegyhaz	HL	17	12:04.336	NSR 50	-
12	52	Rudolf Árpás		HL	17	12:15.129	NSR 50	
13	34	Giuseppe Inverso	Bad Vilbel	GE	16	11:40.147	NSR 50	Giuseppe-Racing
14	3	Timon Salewski	Bardowick	GE	16	11:41.834	NSR 50	Müller Motorradteile
15	54	Matyas Bílek	Milovice	CZ	15	11:39.555	NSR 50	Rohac@Fejta motoracingteam

Nicht Klassifiziert (75% = 13 Runden)

NF	9	Moritz Jenkner	Hohenstein-Er.	GE	5	3:29.305	NSF 100	ADAC Racing Team AMC Sari
----	---	----------------	----------------	----	---	----------	---------	---------------------------

Vorsprung	Durchschnitts Geschwindigkeit	Beste Rundenzeit	Beste Geschw.	Beste Runde von
4.011	89,742	40.022	91,570	27 - Robin Jörger

Zeitnahmekommissar & Auswertung

Orbits

Rennleiter

*George Fuchs*



# Minibike Oschersleben

Einsteiger

Oschersleben 1,018 Km

A-Finale

07.05.2011 14:50

Rennen (17 Runden) started at 14:54:34



Runde	Rundenzeit	Diff.	Tageszeit
<b>(23) Maximilian Sohnius</b>			
1	43.924	+3.788	14:55:19.403
2	40.751	+0.615	14:56:00.154
3	40.669	+0.533	14:56:40.823
4	<b>40.136</b>		14:57:20.959
5	40.380	+0.244	14:58:01.339
6	40.441	+0.305	14:58:41.780
7	40.654	+0.518	14:59:22.434
8	41.015	+0.879	15:00:03.449
9	40.463	+0.327	15:00:43.912
10	40.587	+0.451	15:01:24.499
11	40.755	+0.619	15:02:05.254
12	40.677	+0.541	15:02:45.931
13	40.697	+0.561	15:03:26.628
14	40.227	+0.091	15:04:06.855
15	40.924	+0.788	15:04:47.779
16	40.601	+0.465	15:05:28.380
17	40.573	+0.437	15:06:08.953

Runde	Rundenzeit	Diff.	Tageszeit
<b>(27) Robin Jörger</b>			
1	44.316	+4.294	14:55:20.411
2	40.883	+0.861	14:56:01.294
3	40.448	+0.426	14:56:41.742
4	40.813	+0.791	14:57:22.555
5	40.509	+0.487	14:58:03.064
6	40.553	+0.531	14:58:43.617
7	40.466	+0.444	14:59:24.083
8	40.363	+0.341	15:00:04.446
9	41.462	+1.440	15:00:45.908
10	40.608	+0.586	15:01:26.516
11	<b>40.022</b>		15:02:06.538
12	40.326	+0.304	15:02:46.864
13	42.210	+2.188	15:03:29.074
14	40.587	+0.565	15:04:09.661
15	40.850	+0.828	15:04:50.511
16	40.852	+0.830	15:05:31.363
17	41.601	+1.579	15:06:12.964

Runde	Rundenzeit	Diff.	Tageszeit
<b>(30) Christopher Kogelbauer</b>			
1	43.458	+3.057	14:55:18.510
2	41.031	+0.630	14:55:59.541
3	40.592	+0.191	14:56:40.133
4	<b>40.401</b>		14:57:20.534
5	40.427	+0.026	14:58:00.961
6	41.255	+0.854	14:58:42.216
7	40.765	+0.364	14:59:22.981
8	40.865	+0.464	15:00:03.846
9	41.855	+1.454	15:00:45.701
10	41.801	+1.400	15:01:27.502
11	40.986	+0.585	15:02:08.488
12	40.987	+0.586	15:02:49.475
13	41.329	+0.928	15:03:30.804
14	40.939	+0.538	15:04:11.743
15	41.483	+1.082	15:04:53.226
16	40.971	+0.570	15:05:34.197
17	42.839	+2.438	15:06:17.036

Runde	Rundenzeit	Diff.	Tageszeit
<b>(14) Matthias Meggle</b>			
1	44.682	+4.098	14:55:21.427
2	41.378	+0.794	14:56:02.805
3	41.128	+0.544	14:56:43.933
4	41.114	+0.530	14:57:25.047
5	41.211	+0.627	14:58:06.258
6	41.292	+0.708	14:58:47.550
7	41.608	+1.024	14:59:29.158

Runde	Rundenzeit	Diff.	Tageszeit
8	41.234	+0.650	15:00:10.392
9	41.396	+0.812	15:00:51.788
10	41.436	+0.852	15:01:33.224
11	41.661	+1.077	15:02:14.885
12	41.164	+0.580	15:02:56.049
13	41.574	+0.990	15:03:37.623
14	41.435	+0.851	15:04:19.058
15	40.962	+0.378	15:05:00.020
16	40.832	+0.248	15:05:40.852
17	<b>40.584</b>		15:06:21.436

Runde	Rundenzeit	Diff.	Tageszeit
<b>(18) Tim Georgi</b>			
1	47.018	+6.179	14:55:21.739
2	41.352	+0.513	14:56:03.091
3	41.096	+0.257	14:56:44.187
4	41.111	+0.272	14:57:25.298
5	41.233	+0.394	14:58:06.531
6	41.325	+0.486	14:58:47.856
7	41.488	+0.649	14:59:29.344
8	41.386	+0.547	15:00:10.730
9	41.286	+0.447	15:00:52.016
10	41.380	+0.541	15:01:33.396
11	41.505	+0.666	15:02:14.901
12	41.393	+0.554	15:02:56.294
13	41.457	+0.618	15:03:37.751
14	41.516	+0.677	15:04:19.267
15	41.023	+0.184	15:05:00.290
16	<b>40.839</b>		15:05:41.129
17	41.599	+0.760	15:06:22.728

Runde	Rundenzeit	Diff.	Tageszeit
<b>(55) Kevin Sieder</b>			
1	48.240	+7.346	14:55:24.343
2	42.352	+1.458	14:56:06.695
3	41.632	+0.738	14:56:48.327
4	41.514	+0.620	14:57:29.841
5	41.166	+0.272	14:58:11.007
6	42.307	+1.413	14:58:53.314
7	41.517	+0.623	14:59:34.831
8	41.713	+0.819	15:00:16.544
9	41.376	+0.482	15:00:57.920
10	41.235	+0.341	15:01:39.155
11	41.298	+0.404	15:02:20.453
12	41.376	+0.482	15:03:01.829
13	41.442	+0.548	15:03:43.271
14	41.351	+0.457	15:04:24.622
15	41.452	+0.558	15:05:06.074
16	41.213	+0.319	15:05:47.287
17	<b>40.894</b>		15:06:28.181

Runde	Rundenzeit	Diff.	Tageszeit
<b>(16) Jonas Hähle</b>			
1	46.626	+5.419	14:55:23.280
2	42.181	+0.974	14:56:05.461
3	41.898	+0.691	14:56:47.359
4	41.494	+0.287	14:57:28.853
5	41.695	+0.488	14:58:10.548
6	42.203	+0.996	14:58:52.751
7	42.618	+1.411	14:59:35.369
8	42.230	+1.023	15:00:17.599
9	41.896	+0.689	15:00:59.495
10	41.786	+0.579	15:01:41.281
11	42.310	+1.103	15:02:23.591
12	41.485	+0.278	15:03:05.076
13	41.514	+0.307	15:03:46.590
14	42.068	+0.861	15:04:28.658
15	41.482	+0.275	15:05:10.140
16	<b>41.207</b>		15:05:51.347

Runde	Rundenzeit	Diff.	Tageszeit
<b>(32) Robin Nickel</b>			
17	41.386	+0.179	15:06:32.733
1	47.944	+6.587	14:55:24.603
2	43.139	+1.782	14:56:07.742
3	42.045	+0.688	14:56:49.787
4	41.635	+0.278	14:57:31.422
5	42.018	+0.661	14:58:13.440
6	42.058	+0.701	14:58:55.498
7	41.648	+0.291	14:59:37.146
8	42.210	+0.853	15:00:19.356
9	41.710	+0.353	15:01:01.066
10	41.480	+0.123	15:01:42.546
11	<b>41.357</b>		15:02:23.903
12	41.490	+0.133	15:03:05.393
13	41.622	+0.265	15:03:47.015
14	42.102	+0.745	15:04:29.117
15	41.715	+0.358	15:05:10.832
16	41.587	+0.230	15:05:52.419
17	41.687	+0.330	15:06:34.106

Runde	Rundenzeit	Diff.	Tageszeit
<b>(10) Lucas Geitner</b>			
1	47.168	+5.502	14:55:23.989
2	42.994	+1.328	14:56:06.983
3	43.438	+1.772	14:56:50.421
4	42.385	+0.719	14:57:32.806
5	42.276	+0.610	14:58:15.082
6	42.423	+0.757	14:58:57.505
7	42.501	+0.835	14:59:40.006
8	41.811	+0.145	15:00:21.817
9	41.732	+0.066	15:01:03.549
10	41.829	+0.163	15:01:45.378
11	41.995	+0.329	15:02:27.373
12	41.726	+0.060	15:03:09.099
13	41.941	+0.275	15:03:51.040
14	<b>41.666</b>		15:04:32.706
15	41.738	+0.072	15:05:14.444
16	41.812	+0.146	15:05:56.256
17	41.948	+0.282	15:06:38.204

Runde	Rundenzeit	Diff.	Tageszeit
<b>(31) Adrian Hähle</b>			
1	47.969	+6.565	14:55:25.609
2	43.301	+1.897	14:56:08.910
3	42.704	+1.300	14:56:51.614
4	42.517	+1.113	14:57:34.131
5	42.043	+0.639	14:58:16.174
6	42.246	+0.842	14:58:58.420
7	42.392	+0.988	14:59:40.812
8	41.987	+0.583	15:00:22.799
9	41.785	+0.381	15:01:04.584
10	42.041	+0.637	15:01:46.625
11	41.680	+0.276	15:02:28.305
12	41.946	+0.542	15:03:10.251
13	41.863	+0.459	15:03:52.114
14	41.887	+0.483	15:04:34.001
15	41.646	+0.242	15:05:15.647
16	<b>41.404</b>		15:05:57.051
17	41.748	+0.344	15:06:38.799

Runde	Rundenzeit	Diff.	Tageszeit
<b>(51) Patrik Tomes</b>			
1	47.652	+6.147	14:55:24.863
2	43.263	+1.758	14:56:08.126
3	42.705	+1.200	14:56:50.831
4	42.275	+0.770	14:57:33.106
5	42.290	+0.785	14:58:15.396
6	42.450	+0.945	14:58:57.846

Zeitnahmekommissar & Auswertung

Orbits

Rennleiter

*Georg Fuchs*



# Minibike Oschersleben


Einsteiger

Oschersleben 1,018 Km

A-Finale

07.05.2011 14:50

Rennen (17 Runden) started at 14:54:34



Runde	Rundenzeit	Diff.	Tageszeit
7	42.411	+0.906	14:59:40.257
8	41.925	+0.420	15:00:22.182
9	41.879	+0.374	15:01:04.061
10	41.682	+0.177	15:01:45.743
11	41.904	+0.399	15:02:27.647
12	42.083	+0.578	15:03:09.730
13	41.809	+0.304	15:03:51.539
14	41.620	+0.115	15:04:33.159
15	41.838	+0.333	15:05:14.997
16	<b>41.505</b>		15:05:56.502
17	42.555	+1.050	15:06:39.057

(52) Rudolf Árpás

1	47.791	+5.759	14:55:25.216
2	44.099	+2.067	14:56:09.315
3	42.764	+0.732	14:56:52.079
4	42.416	+0.384	14:57:34.495
5	<b>42.032</b>		14:58:16.527
6	42.911	+0.879	14:58:59.438
7	43.166	+1.134	14:59:42.604
8	42.689	+0.657	15:00:25.293
9	42.939	+0.907	15:01:08.232
10	43.131	+1.099	15:01:51.363
11	42.809	+0.777	15:02:34.172
12	42.894	+0.862	15:03:17.066
13	43.012	+0.980	15:04:00.078
14	42.369	+0.337	15:04:42.447
15	42.421	+0.389	15:05:24.868
16	42.481	+0.449	15:06:07.349
17	42.501	+0.469	15:06:49.850

(34) Giuseppe Inverso

1	47.404	+4.479	14:55:25.908
2	43.974	+1.049	14:56:09.882
3	43.017	+0.092	14:56:52.899
4	43.250	+0.325	14:57:36.149
5	43.199	+0.274	14:58:19.348
6	43.266	+0.341	14:59:02.614
7	42.981	+0.056	14:59:45.595
8	43.115	+0.190	15:00:28.710
9	43.190	+0.265	15:01:11.900
10	<b>42.925</b>		15:01:54.825
11	43.187	+0.262	15:02:38.012
12	43.152	+0.227	15:03:21.164
13	43.504	+0.579	15:04:04.668
14	42.988	+0.063	15:04:47.656
15	43.307	+0.382	15:05:30.963
16	43.905	+0.980	15:06:14.868

(3) Timon Salewski

1	48.576	+5.725	14:55:26.706
2	44.164	+1.313	14:56:10.870
3	43.295	+0.444	14:56:54.165
4	43.310	+0.459	14:57:37.475
5	43.191	+0.340	14:58:20.666
6	43.439	+0.588	14:59:04.105
7	43.136	+0.285	14:59:47.241
8	<b>42.851</b>		15:00:30.092
9	42.858	+0.007	15:01:12.950
10	42.853	+0.002	15:01:55.803
11	43.034	+0.183	15:02:38.837
12	42.998	+0.147	15:03:21.835
13	43.514	+0.663	15:04:05.349
14	44.109	+1.258	15:04:49.458
15	44.106	+1.255	15:05:33.564
16	42.991	+0.140	15:06:16.555

Runde	Rundenzeit	Diff.	Tageszeit
(54) Matyas Bilek			
1	44.876	+4.406	14:55:20.870
2	41.240	+0.770	14:56:02.110
3	40.898	+0.428	14:56:43.008
4	40.501	+0.031	14:57:23.509
5	40.655	+0.185	14:58:04.164
6	1:59.221	+1:18.751	15:00:03.385
7	41.988	+1.518	15:00:45.373
8	41.597	+1.127	15:01:26.970
9	40.970	+0.500	15:02:07.940
10	41.193	+0.723	15:02:49.133
11	41.211	+0.741	15:03:30.344
12	<b>40.470</b>		15:04:10.814
13	40.761	+0.291	15:04:51.575
14	41.377	+0.907	15:05:32.952
15	41.324	+0.854	15:06:14.276

(9) Moritz Jenkner

1	44.593	+3.874	14:55:19.905
2	40.887	+0.168	14:56:00.792
3	40.738	+0.019	14:56:41.530
4	41.777	+1.058	14:57:23.307
5	<b>40.719</b>		14:58:04.026

Zeitnahmekommissar & Auswertung

Orbits

Rennleiter

*Georg Fuchs*





# Minibike Oschersleben

Nach Runden sortiert

Einsteiger Oschersleben 1,018 Km  
 A-Finale 07.05.2011 14:50  
 Rennen (17 Runden) started at 14:54:34

Pos.	St.Nr.	Name	Ort	Nat.	tunden	Gesamtzeit	Fahrzeug	Team
Ein								
1	30	Christopher Kogelbauer	Langenfeld	GE	17	11:42.315	NSR 50	SK RACING TEAM
2	14	Matthias Meggle	Dietmannsried	GE	17	11:46.715	NSR 50	Team Zweirad Meggle
3	18	Tim Georgi	Berlin	GE	17	11:48.007	NSR 50	ADAC Berlin Brandenburg e.V.
4	55	Kevin Sieder	Wieselburg	AL	17	11:53.460	NSR 50	-
5	16	Jonas Hähle	Erlbach-Kirchberg	GE	17	11:58.012	NSR 50	ADAC Racing Team AMC Sari
6	32	Robin Nickel	Duisburg	GE	17	11:59.385	NSR 50	-
7	10	Lucas Geitner	Wernberg Köblitz	GE	17	12:03.483	NSR 50	ADAC Team Nordbayern e.V.
8	31	Adrian Hähle	Erlbach-Kirchberg	GE	17	12:04.078	NSR 50	ADAC Racing Team AMC Sari
9	51	Patrik Tomes	Veresegyhaz	HL	17	12:04.336	NSR 50	-
10	52	Rudolf Árpás		HL	17	12:15.129	NSR 50	
11	34	Giuseppe Inverso	Bad Vilbel	GE	16	11:40.147	NSR 50	Giuseppe-Racing
12	3	Timon Salewski	Bardowick	GE	16	11:41.834	NSR 50	Müller Motorradteile
13	54	Matyas Bílek	Milovice	CZ	15	11:39.555	NSR 50	Rohac@Fejta motoracingteam

Ein 100								
1	23	Maximilian Sohnus	Hausham	GE	17	11:34.232	NSF 100	PBIG-M e.V.
2	27	Robin Jörger	Offenburg	GE	17	11:38.243	NSF 100	ADAC Südbaden e.V.

Nicht Klassifiziert (75% = 13 Runden)								
NF	9	Moritz Jenkner	Hohenstein-Er.	GE	5	3:29.305	NSF 100	ADAC Racing Team AMC Sari

Vorsprung	Durchschnitts Geschwindigkeit	Beste Rundenzeit	Beste Geschw.	Beste Runde von
4.011	89,742	40.022	91,570	27 - Robin Jörger

Zeitnahmekommissar & Auswertung Orbits

Rennleiter 



Gedruckt: 07.05.2011 15:07:19